



2025

Husqvarna Automower®



NEW

Boost your lawn with superior wire free technology

Meet the new Automower® models joining our range of wire free mowers. From small lawns to large areas and steep slopes, there is a mower for you.

Get it right with Husqvarna

Husqvarna, inventors of robotic lawn mowing, are driven by research, innovation, and the pursuit of green, lush lawns. We are proud that more than three million homeowners and professionals around the world are trusting us to keep their lawns in perfect shape.

Designed for functionality and durability, Husqvarna Automower® works quietly, efficiently and independently to give you the best finish. You're always in control, with a lawn to be proud of, and with more time to enjoy life — and your garden.

Husqvarna strives to offer the latest technology to give the best mowing experience. This includes intelligent mapping for tailored zone control, and the flexibility of boundary wire free mowing. From both your smartphone and your smart home you can enjoy the convenience of complete command with the Automower® Connect app. With 30 years of experience in robotic mowing, we develop tech you can trust.

Thanks to our extensive product range, you can find a Husqvarna Automower® model that fits your garden and your needs perfectly. Find out about our Services by Husqvarna offers for leasing options, installation and winter storage, then check out our accessories to personalise your mower.





Covers all areas

Intelligent mapping via satellite navigation, advanced sensors and physical guide wires, ensure that the robotic mower reaches all areas of the lawn. Giving optimised lawn coverage for excellent cutting results.



Manages narrow spaces

The robotic mower senses narrow passages and finds its way through even the narrowest gaps, varying its route through the passage to avoid unpleasant tracks.



Works in the rain

Automower® robotic mower gives you great cutting results in any type of weather. Its vital parts are safely protected from rain, as well as dust and grass clippings.

Robotic mowers for every garden

With Husqvarna Automower® you will unlock hours and hours of free time each year. Instead of mowing the lawn you can spend more time with your family and friends, and engage in activities and projects that are more enjoyable. And all the while, you can put your mind at ease knowing that your lawn is always kept in perfect shape by your robotic mower. Quietly and effortlessly, in rain or shine.

Every garden is unique — including yours. That said, the many different models in the wide Automower® range cover everything from smaller urban gardens to challenging lawns up to 7,500 m². Ensuring full coverage of complex lawns with remote areas and narrow spaces is a hallmark of the Automower® robotic mower. Tough slopes and uneven ground are matched by large wheels, low centre of gravity and optimised balance. If you have a garden with extreme challenges, our all-wheel drive model can tackle slopes up to an impressive 70 %.



Recharges automatically

The robotic mower finds its way back to the charging station automatically. It recharges for about 60 minutes, then resumes mowing — all without any effort on your part.



Makes virtually no noise

You'll be surprised how quickly you forget about your robotic mower. You'll hardly notice it as it rolls around your garden doing its job quickly, quietly and efficiently.



Manages steep slopes

Thanks to optimised design and intelligent behaviour, Automower® 435X AWD NERA can cope with slopes up to 70 % or 35°.

Let's make smart lawn care even smarter

We take pride in helping you improve your garden in the most efficient way possible, providing a carefree user experience. Husqvarna Automower® robotic mower takes advantage of the latest technology, while also offering the outstanding reliability of Swedish engineering. Our Husqvarna EPOS™ (Exact Positioning Operating System) technology adds a number of possibilities for you and your garden, including wire free installation, flexible zone control and the option to create stripes on your lawn. With our Automower® NERA range, we are entering a new era of smart lawn care.

Design your lawn – Zone by zone

With Automower® Zone Control you can create multiple zones on your lawn and apply different schedules and cutting heights to each area directly in the Automower® Connect app. You can also create temporary stay-out zones which prevent the robotic mower from mowing in certain areas.



Automower® Connect

Enjoy the convenience of remote control from your smartphone with the Husqvarna Automower® Connect app. Monitor your mower, change settings and schedules and get easy access to tips and information.



Selectable mowing pattern

In systematic mowing mode, enabled by EPOS™, the mower runs in parallel lines, increasing area capacity and creating a visual pattern of your choice. For example, you can choose between stripes, triangles and checkerboard.



Object avoidance

Built-in sensors assist the mower to detect and avoid objects, reducing the risk of impact and unplanned stops.



Husqvarna EdgeCut

Save time and effort thanks to EdgeCut. Using a dedicated rear EdgeCut disc the mower can cut so close to the edges that only a minimum of grass is left uncut.

Discover Husqvarna Automower® NERA Robotic mowing without boundary wires

Automower® NERA is a new era of robotic lawn mowers designed to run wire free. The range consists of Automower® 305E NERA, Automower® 310E NERA, Automower® 320 NERA, Automower® 405XE NERA, Automower® 410XE NERA, Automower® 430X NERA, Automower® 450X NERA and Automower® 435X AWD NERA. Whether you have a small or really large lawn, or if the garden has steep slopes, there is a model that suits your needs perfectly.

Designed to aesthetic perfection and equipped with next-generation intelligence, Automower® NERA robotic mowers easily tackle the rough terrain, tight corners and slopes of your complex lawn with precision accuracy, giving you the perfect lawn. From its wire free installation to its smart features like object avoidance, every aspect of mowing has been optimised with you in mind — enabling more time than ever for you to enjoy your garden.



How Husqvarna EPOS™ works without perimeter wires



Husqvarna EPOS™ is the latest technology available for residential Automower® robotic lawn mowers. The satellite-based technology enables the mower to work within precise wire free boundaries. All you need is your mobile phone and the Automower® Connect app to easily define the virtual boundaries. Multiple work areas and temporary stay-out zones can be created, giving you customisable zone control. Husqvarna's intelligent satellite technology delivers high precision in seconds and requires an unimpeded sky view to ensure optimal technical conditions.

Object avoidance

Intelligent object avoidance through radar or ultrasonic technology ensures precision cutting, reducing the risk of unplanned stops. When the mower detects an object on the lawn it turns away to avoid impact. Available on 405XE NERA, 410XE NERA, 430X NERA, 450X NERA and 435X AWD NERA models.

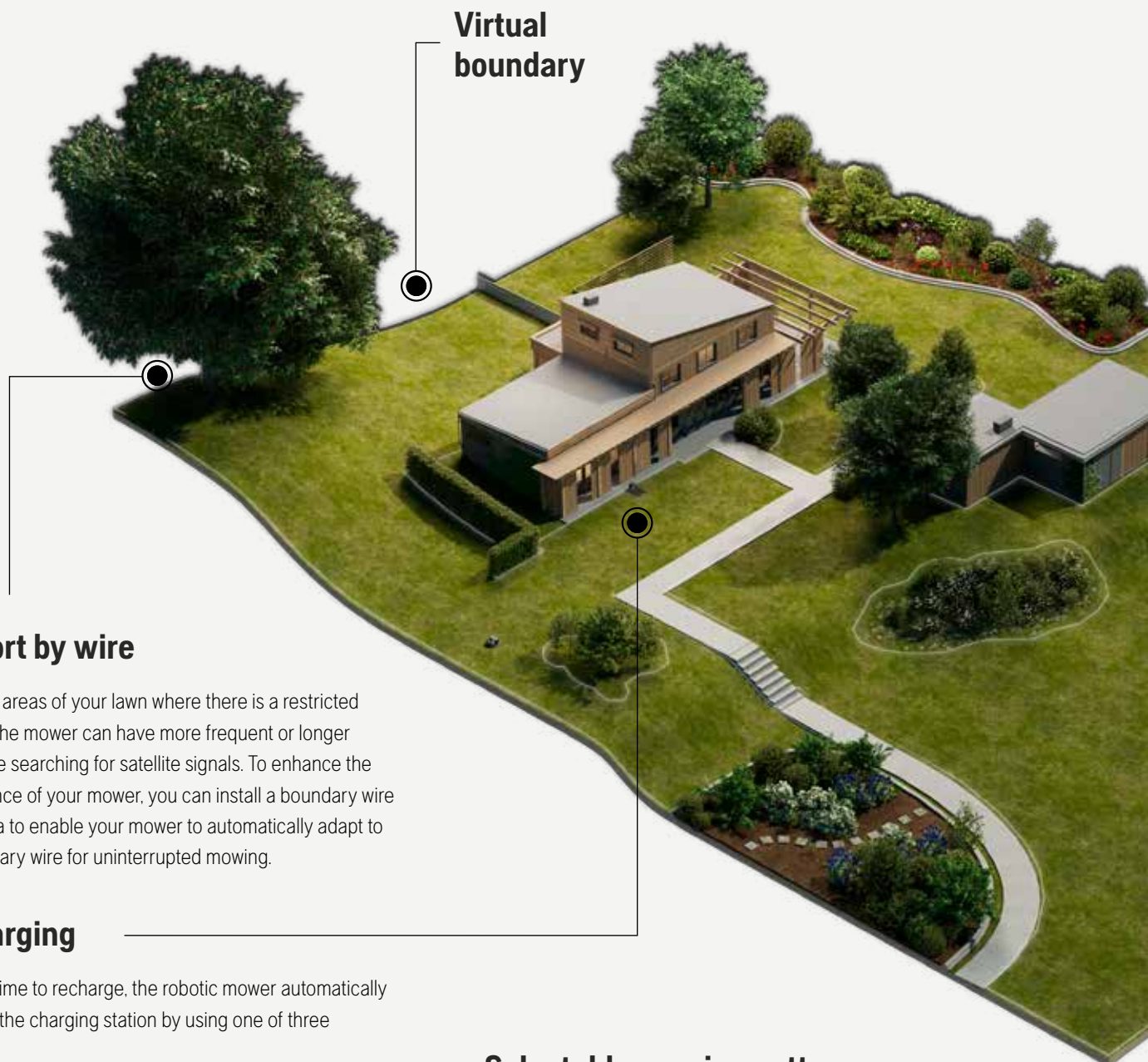


LEARN MORE

Learn more about Automower® NERA and installation at Husqvarna.com/NERA



Flexible virtual installation with EPOS technology



**Virtual
boundary**

Support by wire

In specific areas of your lawn where there is a restricted sky view, the mower can have more frequent or longer stops while searching for satellite signals. To enhance the performance of your mower, you can install a boundary wire in this area to enable your mower to automatically adapt to the boundary wire for uninterrupted mowing.

Recharging

When it's time to recharge, the robotic mower automatically returns to the charging station by using one of three methods:

- By picking up a signal from the charging station antenna.
- By following the guide back to the charging station.
- By following the boundary until it's within reach of the home signal.

The charging station needs to be placed with an open area in front of it and with good visibility of the sky, not to block the signal between the satellites and the charging station.

Selectable mowing pattern

Regardless of which mowing pattern you choose, the mower covers all parts of the lawn, even if it is complex and/or contains trees, flowerbeds, passages, etc.

There is no need for specific programming.

- Irregular mowing pattern allows the grass to get cut from different directions, creating a smooth carpet-like surface.
- Systematic mowing means the mower runs in parallel lines, creating a visual pattern of your choice. Choose between stripes, triangles and checkerboard.

Flexible installation

Virtual boundaries and guides are easily created using the appdrive feature in the Automower® Connect app.

Once the installation is created, the mower will stay inside this boundary (the working area). The boundary can easily be adjusted via the app during the season.

Visit husqvarna.com/virtualinstallation to learn more.

High precision

Husqvarna EPOS™ (Exact Positioning Operating System) enables the robotic mower to operate within wireless boundaries with a high level of accuracy through RTK positioning.



Navigation

Husqvarna EPOS™ is a satellite-based technology that provides high precision and enables the mower to work within virtual boundaries. All boundaries and guides are easily created by mapping the lawn using the Automower® Connect app. The absence of physical wires means no wire breaks and more flexible area management.

Transport paths

Create transport paths to guide the mower from different work areas to the charging station's docking point.

Zone control at your fingertips

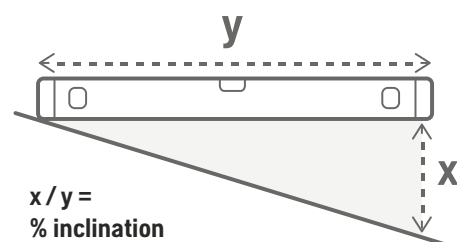
Precise and flexible area management enables you to define different areas of your lawn and apply different settings and schedules or create temporary stay-out zones via the Automower® Connect app.

Reference data

The mower uses RTK correction data either from a reference station or the Husqvarna Cloud to deliver precision mowing.

How to calculate your lawn's inclination

Place a spirit level on the ground and hold it horizontally level. Measure the distance to the ground from the end of the level that does not meet the ground. Then divide that distance by the length of the level. The result you get is the inclination in %. An example: If the distance is 10 cm and the length of your spirit level is 50 cm, the inclination is 20 %.







**Husqvarna
Automower®
buying guide**



husqvarna.com/roboticbuyingguide

Wire free range

Enjoy an easy, wire free installation where no boundary wires are needed. Whether you have the 435X AWD NERA robotic mower with integrated Husqvarna EPOS™ technology or another NERA model with the optional EPOS™ Plug-in accessory, you get a robust and precise virtual installation. You can easily update your installation during the season — according to your garden's maintenance needs — via the Automower® Connect app. Precise and flexible area management enables you to define different areas of your lawn, apply different settings and schedules, or create temporary stay-out zones. Systematic mowing available via EPOS™ technology enables the selectable mowing pattern feature, which allows you to choose different mowing patterns for your lawn.

 Work area capacity, irregular/systematic, m² (+/- 20 %)  Maximum slope capacity, inside/at boundary, %  Cutting height, min-max, mm  Weight, kg

NEW Automower® 435X AWD NERA





Husqvarna Automower® AWD robotic mower makes easy work out of the most demanding lawns of up to 3,500 m² (5,000 m² with systematic mowing*). Managing slopes of up to an impressive 70 % (35°) incline. Built-in EPOS™ technology enables boundary wire free installation, providing added robustness and flexibility. EPOS™ also provides high-accuracy positioning used for zone control and systematic mowing (*in-season delivery).

 3,500/5,000m²*  70/50 %  30-70 mm  17.3 kg



Automower® 450X NERA





The perfect cut 24/7 on lawns up to 5,000 m² (7,500 m² with systematic mowing). For a customised lawn, create multiple work areas and temporary stay-out zones from your smartphone. From intelligent object avoidance to reliable operation — rain or shine — with less tracking and smooth performance, it navigates every corner with ease. Wire free installation available with the Husqvarna EPOS™ Plug-in.

 5,000/7,500 m²  50/25 %  20-60 mm  14.9 kg



Automower® 430X NERA


Advanced mowing for perfect results on lawns up to 3,200 m² (4,800 m² with systematic mowing). For a customised lawn 24/7, create multiple work areas and temporary stay-out zones from your smartphone. From intelligent object avoidance to reliable operation — rain or shine — with less tracking and smooth performance, it navigates every corner with ease. Wire free installation available with the Husqvarna EPOS™ Plug-in.

 3,200 m²/4,800 m²  50/25 %  20-60 mm  14.5 kg



Automower® 410XE NERA





A robotic lawn mower for lawns up to 1,000 m² (1,500 m² with systematic mowing). Minimises the need to trim the edges of your lawn, saving time and effort with EdgeCut as well as intelligent object avoidance. With Zone Control you can tailor the lawn by creating several work areas and stay-out zones. Wire free installation available with the Husqvarna EPOS™ Plug-in.

 1,000 m²/1,500 m²  30/20 %  20-55 mm  12.9kg



NEW Automower® 405XE NERA

A robotic lawn mower for lawns up to 600 m² (900 m² with systematic mowing). Minimises the need to trim the edges of your lawn, saving time and effort with EdgeCut as well as intelligent object avoidance. With Zone Control you can tailor the lawn by creating several work areas with different settings and stay-out zones via the Automower® Connect app. Wire free installation available with the Husqvarna EPOS™ Plug-in.

 600 m²/900 m²  30/20 %  20-55 mm  12.1 kg





Automower® 320 NERA

A high-performance robotic lawn mower for lawns up to 2,200 m² (3,300 m² with systematic mowing). Handling rough terrain and with tailored zone control, Automower® 320 NERA offers a premium cutting experience, reliable operation and robust design. Wire free installation available with the Husqvarna EPOS™ Plug-in.

📏 2,200/3,300 m² 📐 50/25 % 📏 20–60 mm ⚖️ 12.6 kg



Automower® 310E NERA

A robotic lawn mower for lawns up to 1,000 m² (1,500 m² with systematic mowing). Comes with the EdgeCut function that minimises the need to trim the edges of your lawn, saving time and effort. Create work areas and stay-out zones with Automower® Zone Control. Wire free installation available with the Husqvarna EPOS™ Plug-in.

📏 1,000 m²/1,500 m² 📐 30/20 % 📏 20–55 mm ⚖️ 12.2 kg



NEW Automower® 305E NERA

A robotic lawn mower for lawns up to 600 m² (900 m² with systematic mowing). Comes with the EdgeCut function that minimises the need to trim the edges of your lawn, saving time and effort. Create work areas and stay-out zones with Automower® Zone Control. Wire free installation available with the Husqvarna EPOS™ Plug-in.

📏 600 m²/900 m² 📐 30/20 % 📏 20–55 mm ⚖️ 12.2 kg

Boundary wire range

Our Husqvarna Automower® series offers a high cutting capacity, low noise levels and advanced features. In the wide range there are models that handle everything from small to large lawns, complex and simple – and provide an excellent result. They can easily be controlled by the Automower® Connect app.

📏 Working area capacity, m² (+/- 20 %) 📐 Maximum slope capacity, inside/at boundary, % 📏 Cutting height, min-max, mm ⚖️ Weight, kg



Automower® 415X

Combining premium performance and ease of use, this model is the perfect choice for every medium-sized garden. Mows complicated lawns up to 1,500 m², handling both narrow passages and slopes up to 40 % with a perfect result. Easily cleaned and washed off with a hose and featuring AIM Technology which offers intelligent mapping of your lawn for tailored zone control.

📏 1,500 m² 📐 40/15 % 📏 20–50 mm ⚖️ 9.7 kg



Automower® 405X

High-performance, yet easy to use model suited for smaller lawns. Mows complicated lawns up to 600 m², handling both narrow passages and slopes up to 40 % with a perfect result. Easily cleaned and washed off with a hose and featuring AIM Technology which offers intelligent mapping of your lawn for tailored zone control.

📏 600 m² 📐 40/15 % 📏 20–50 mm ⚖️ 9.7 kg



Automower® 315 Mark II

A reliable mower for medium-sized gardens with various obstacles. A compact 4-wheeled design means it can handle slopes with a 40 % incline and guide itself through narrow passages.

📏 1,500 m² 📐 40/15 % 📏 20–50 mm ⚖️ 9.4 kg



Automower® Connect

Enjoy the convenience of remote control from your smartphone with the Husqvarna Automower® Connect app. Among other things, you can manage and monitor your Husqvarna robotic lawn mower, change settings, and get easy access to information and tips that make lawn maintenance carefree. Cellular, Wi-Fi and Bluetooth® connectivity available, dependent on model, see range overview.



Automower® 310 Mark II

A robust mower for small to medium-sized lawns with common obstacles. A compact 4-wheeled design means it can handle slopes with a 40 % incline and guide itself through narrow passages

📏 1,000 m² 📐 40/15 % 📏 20–50 mm 📖 9.4 kg



Automower® 305

The perfect choice for smaller lawns with complex areas. A compact 4-wheeled design means it can handle slopes with a 40 % incline and guide itself through narrow passages.

📏 600 m² 📐 40/15 % 📏 20–50 mm 📖 9.4 kg



Automower® Aspire™ R4

This compact robotic mower offers a lawn cut to perfection 24/7. Optimised for lawns up to 400 m² with systematic passage mowing for precisely cut narrow passages. Complete control from your smartphone with the Automower® Connect app and smart wall storage with the included Aspire™ hooks.

📏 400 m² 📐 25/10 % 📏 20–45 mm 📖 8 kg

Husqvarna Automower® range overview

● Standard ○ Optional

MODEL NO.	WIRE FREE RANGE								BOUNDARY WIRE RANGE					
	305E NERA	310E NERA	320 NERA	405XE NERA	410XE NERA	430X NERA	450X NERA	435X AWD NERA	Aspire® R4	305	310 Mark II	315 Mark II	405X	415X
Area capacity, irregular mowing pattern	600 m ²	1,000 m ²	2,200 m ²	600 m ²	1,000 m ²	3,200 m ²	5,000 m ²	3,500 m ²	400 m ²	600 m ²	1,000 m ²	1,500 m ²	600 m ²	1,500 m ²
Area capacity, systematic mowing pattern	900 m ²	1,500 m ²	3,300 m ²	900 m ²	1,500 m ²	4,800 m ²	7,500 m ²	5,000 m ²	—	—	—	—	—	—
Slope performance	30 %	30 %	50 %	30 %	30 %	50 %	50 %	70 %	25 %	40 %	40 %	40 %	40 %	40 %
Search methods (virtual or wire)	4	4	4	5	5	5	5	5	1	3	3	3	3	3
Guide wire	2	2	2	3	3	3	3	3	1	1	1	1	1	1
Remote starting points	x5	x5	x5	x5	x5	x5	x5	x5	x3	x3	x3	x3	x3	x3
Wire free installation	○	○	○	○	○	○	○	● Integrated wire free	—	—	—	—	—	—
EdgeCut	●	●	—	●	●	—	—	—	—	—	—	—	—	—
Automower® Zone Control	●	●	●	●	●	●	●	●	—	—	—	—	●	●
Object detection & avoidance	—	—	—	●	●	●	●	●	—	—	—	—	—	—
App control via WiFi/Cellular/Bluetooth®	●/—/●	●/—/●	●/—/●	●/●/●	●/●/●	●/●/●	●/●/●	—/●/●	●/—/●	—/—/●	—/—/●	—/—/●	—/●/●	—/●/●
Selectable mowing pattern	○	○	○	○	○	○	○	●	—	—	—	—	—	—
GPS assisted navigation	●	●	●	●	●	●	●	●	—	—	—	—	●	●
Smart Home integration	●	●	●	●	●	●	●	●	●	○	○	○	●	●
Automower® Access	●	●	●	●	●	●	●	●	—	—	—	—	—	—
Virtual Guidance	●	●	●	●	●	●	●	●	—	—	—	—	●	●
FOTA (Firmware Over The Air)	●	●	●	●	●	●	●	●	●	—	—	—	●	●
Frost guard	●	●	●	●	●	●	●	—	●	●	●	●	●	●
Spiral cutting	●	●	●	●	●	●	●	—	●	●	●	●	●	●
Profiles (settings memory)	●	●	●	●	●	●	●	—	—	●	●	●	●	●
Electric cutting height adjustment	●	●	●	●	●	●	●	●	—	—	—	—	●	●
Easy cleaning	●	●	●	●	●	●	●	●	●	●	●	●	●	●
LED headlights	—	—	—	●	●	●	●	●	—	—	—	—	●	●
Rubber bumper	—	—	—	●	●	●	●	●	—	—	—	—	●	●

WIRE FREE RANGE

BOUNDARY WIRE RANGE

TECHNICAL SPECIFICATIONS

MODEL NO.	305E NERA	310E NERA	320 NERA	405XE NERA	410XE NERA	430X NERA	450X NERA	435X AWD NERA	Aspire™ R4	305	310 Mark II	315 Mark II	405X	415X
Typical charging time	50 min	50 min	90 min	90 min	90 min	45 min	75 min	45 min	75 min	60 min	60 min	60 min	60 min	60 min
Typical mow time on one charge	40 min	40 min	170 min	100 min	100 min	120 min	260 min	45 min	70 min	70 min	70 min	70 min	70 min	70 min
Sound level (perceived), dB(A)*	60 dB(A)	60 dB(A)	58 dB(A)	60 dB(A)	60 dB(A)	56 dB(A)	58 dB(A)	60 dB(A)	59 dB(A)	59 dB(A)	59 dB(A)	60 dB(A)	62 dB(A)	62 dB(A)
Minimum passage	60 cm	60 cm	60 cm	60 cm	60 cm	60 cm	60 cm	60 cm	60 cm	60 cm	60 cm	60 cm	60 cm	60 cm
Maximum slope inside installation	30 %	30 %	50 %	30 %	30 %	50 %	50 %	70 %	25 %	40 %	40 %	40 %	40 %	40 %
Maximum slope by boundary wire	20 %	20 %	25 %	20 %	20 %	25 %	25 %	50 %	10 %	15 %	15 %	15 %	15 %	15 %
Alarm / PIN code / GPS tracking	● / ● / -	● / ● / -	● / ● / -	● / ● / ●	● / ● / ●	● / ● / ●	● / ● / ●	● / ● / ●	- / ● / -	● / ● / -	● / ● / -	● / ● / -	● / ● / ●	● / ● / ●
Cutting width	22 cm	22 cm	24 cm	22 cm	22 cm	24 cm	24 cm	22 cm	16 cm	22 cm	22 cm	22 cm	22 cm	22 cm
Cutting height	20-55 mm	20-55 mm	20-60 mm	20-55 mm	20-55 mm	20-60 mm	20-60 mm	30-70 mm	20-45 mm	20-50 mm	20-50 mm	20-50 mm	20-50 mm	20-50 mm
Battery type	Li-ion	Li-ion	Li-ion	Li-ion	Li-ion	Li-ion	Li-ion	Li-ion	Li-ion	Li-ion	Li-ion	Li-ion	Li-ion	Li-ion
Mean energy consumption at maximum use	7 kWh /month	11 kWh /month	19 kWh /month	11 kWh /month	13 kWh /month	20 kWh /month	24 kWh /month	25 kWh /month	5 kWh /month	5 kWh /month	8 kWh /month	10 kWh /month	10 kWh /month	10 kWh /month
Weight	12.2 kg	12.2 kg	12.8 kg	12.1 kg	12.1 kg	14.6 kg	15 kg	18.1 kg	5.9 kg	9.4 kg	9.4 kg	9.4 kg	9.5 kg	9.5 kg
Blades included	9 pcs	9 pcs	9 pcs	9 pcs	9 pcs	9 pcs	9 pcs	6 pcs	3 pcs	9 pcs	9 pcs	9 pcs	9 pcs	9 pcs

*Perceived sound level determined in conformity with ISO 11094. The average perceived sound power level includes variation in production as well as variation from the test code with 1-2 dB(A)



Husqvarna offers a customised range of professional robotic mowers designed for commercial use. These efficient mowers ensure well-maintained green spaces and serve municipalities, landscapers, facility managers, and the sports and golf sectors.



Under the hood there are 30 years of innovation and engineering

Wire free installation

Designed for wire free installation via Husqvarna EPOS™ technology, the NERA models offer you the freedom of completely customisable lawn maintenance.

EdgeCut

Minimises the need to trim the edges of your lawn, saving time and effort. This is made possible by a dedicated rear EdgeCut disc that can cut so close to the edges that only a minimum of grass is left uncut.

Automower® Zone Control

Lets you create work areas and stay-out zones via your smartphone for customisable zone control.

Object Detection and Avoidance

Built-in technology assists the mower to detect and avoid objects, reducing the risk of unplanned stops.

Automower® Connect

Automower® Connect app gives you full control of your mower from your smartphone. You can control, configure and receive notifications from your robotic mower.

Selectable mowing pattern

Improve the visual impression of the lawn by changing the mowing pattern. With EPOS™ technology, the mower can run in parallel lines and create a variety of mowing patterns, such as stripes, triangles and checkerboard.

GPS assisted navigation

An onboard GPS system creates a map of the garden, including where the boundary and guides are installed. The robotic mower will then remember which parts of the garden it has covered and adjusts its mowing pattern accordingly. This will ensure optimised lawn coverage and an excellent cutting result.

Smart home integration

With Automower® Connect you can fully integrate your robotic mower into your smart home. Voice-control it with Alexa and Google Home.



Automower® Access

A modern and simplified jog-wheel user interface for easy interaction.

Virtual Guidance

Automatically calculates the most efficient route to and from the charging station's docking point.

FOTA (Firmware Over The Air)

Mower software automatically updated over the air through Automower® Connect.

Frost guard

Prevents the mower from working on (and damaging) a frosty lawn.

Systematic passage mowing

To deliver excellent cutting results everywhere, the robotic mower can be set to automatically switch its mowing pattern from random mode to systematic mode in narrow passages.

Spiral cutting

When the robotic mower enters an area with taller grass than average, it will automatically start working in a concentrated systematic spiral pattern to even out differences.

Profiles (settings memory)

Memories for groups of settings. Great if you operate the robotic mower in more than one location.

Electric cutting height adjustment

Adjust the length of your grass with a simple push of a button on the keypad, a turn on the Automower® Access jog wheel, or via the Automower® Connect app.

LED Headlights

Effective LED lights help you see the mower working in the dark. If a malfunction occurs, the lights will start flashing.

Rubber bumper

Protects the body during collisions.

Easy cleaning

It's easy to clean all external surfaces with a water hose — for easy maintenance.

Search methods

Several possible methods for the mower to find the fastest and most efficient way back to the charging station:

- Signal from the antenna in the charging station (reach 0–7 meters)
- Follow guide (unlimited number of virtual guides or 1-3 wires depending on model)
- Follow boundary (virtual or wire)

Guide (virtual or wire)

The virtual guide or the guide wire, offers a direct, reliable return path. Selected models may also use the transport path or the boundary to find their way back to the charging station.

Remote starting points

Allows you to start the robotic mower away from the charging station. Useful when there are narrow passages separating lawn areas to ensure a uniform cutting result.

Slope performance

Automower® robotic mowers can handle slopes up to 70 % (35°) (See model specific slope performance on page 12). The optional terrain kit accessory improves performance in certain conditions. The built-in slope compensation features ensure a perfectly cut lawn, even on slopes and other challenging surfaces.

GPS theft protection

Products equipped with GPS tracking and Automower® Connect, immediately begin tracking the mowers GPS position and send notifications to your device. Making the installation extra safe and minimising the risk of theft.



NOTE: NOT ALL LISTED FEATURES ARE AVAILABLE ON ALL HUSQVARNA AUTOMOWER® MODELS. PLEASE CHECK PAGE 12-13 FOR TECHNICAL SPECIFICATIONS OF THE VARIOUS MODELS.

Accessories

The many accessories and spare parts available for your Husqvarna Automower® robotic mower add to the experience and make sure you will always get the perfect results and high performance it is designed for.

Genuine parts and accessories are essential for the best Automower® compatibility and performance



Learn more about our extensive range of accessories and parts by visiting husqvarna.com/PartsAccessoriesAutomower/

Wireless installation

Husqvarna EPOS™ Plug-in

Enjoy the flexibility of wire free Automower® installation — a reliable alternative to physical wires. This robust and intelligent plug-in gives you the freedom of completely customisable lawn maintenance and is compatible with 305E NERA, 310E NERA, 320 NERA, 405XE NERA, 410XE NERA, 430X NERA and 450X NERA.



Husqvarna EPOS™ Reference station

A reference station handles the signals between the mower and the satellites for the EPOS™ technology. It can be used as an optional accessory if WiFi or cellular network coverage does not cover the full lawn.



Automower® Installation Kits

Necessary for Husqvarna Automower® wire installations, it includes Automower® Boundary Wire, Automower® Stakes, Automower® Couplers and Automower® Connectors.

Large — ideal for gardens up to 5,000 m², or more complex gardens up to 2,500 m².

Medium — ideal for gardens up to 2,000 m², or more complex gardens up to 1,000 m²

Small — ideal for gardens up to 800 m², or more complex gardens up to 400 m²



Automower® House

Protects the charging station and the robotic mower from exposure to sun and rain.



Automower® Wall Hanger

Easy wall storage for robotic mower and charging station when not in use or during winter.



Automower® Heavy Duty Boundary Wire

With a 100 % copper core and isolated surface this premium wire offers long-time reliability.

Maintenance



Automower® Repair Kit

A handy kit for repairing the boundary wire or making smaller adjustments of the work area.



Automower® Cleaning and Maintenance Kit

Equipment for light cleaning and maintenance of your robotic mower during season.

VISIT HUSQVARNA.COM TO SEE OUR FILM ABOUT SAFETY BLADES

Use original Husqvarna blades only. Tested and approved by independent Intertek for safety, function and noise levels in compliance with the Machine Directive.



Automower® Endurance Blades

Husqvarna Automower® Endurance blades provide more than twice the lifetime compared to classic blades thanks to the design. The design allows for a harder and sharper edge without compromising on safety standards and provides cutting edges on all 4 sides.

Mowing



Automower® Area Switch

An accessory that can be used to shortcut the boundary wire, effectively creating zones that easily can be switched on or off.

Automower® Rough Terrain Kit

Provides excellent traction on rough and sloping lawns.



Automower® Temporary Fence

These robust steel arches offer the ideal solution when you need to temporarily fence off a certain lawn area from being mowed by your robotic mower.



Automower® FlexiFence

Create a temporary stay-out zone within your existing wire installation. Up to 30 days battery time and rechargeable with USB.



Automower® Connector Protection Box

Protect your Automower® installation during off-season. This sealed protection box is designed to safely store and keep connectors, wire ends and anchor screws from moisture, rain, ice and snow. Being able to conveniently store up to 5 wires also helps keep your lawn tidy.

Automower® Connect Kit

Control and configure your robotic mower from anywhere in the world with the Automower® Connect app. Features theft protection with GPS tracking.



Beyond easy ownership

Caring for your Husqvarna equipment couldn't be easier. Because we can do it for you. Our service concept Services by Husqvarna has been developed to provide you with truly trouble-free ownership. Including options like extended warranty, service contracts and leasing — all to make owning your Husqvarna even better.



Services by Husqvarna



WE'RE HERE TO HELP

Read more about the benefits of Services by Husqvarna at husqvarna.com/ServicesbyHusqvarna

HUSQVARNA WARRANTY PLUS **Extend your coverage**

With Husqvarna Warranty Plus you secure trouble-free performance of your Husqvarna for up to 5 years. The offering is available for a wide range of products and can be added up to 30 days after your purchase.

HUSQVARNA SERVICE PLUS **Enter the world of convenience**

Husqvarna Service Plus is a 3 or 5-year all-inclusive service package for your robotic mower, meaning convenience and trouble-free ownership for you. We take care of maintenance, repairs and off-season storage* at a fixed monthly cost.

HUSQVARNA LEASE PLUS **Lease your perfect lawn**

With Husqvarna Lease Plus you can have an Automower® robotic mower, rider, Aspire bundle, or a select range of battery handheld products at a fixed monthly cost for a 3 or 5-year period. Afterwards, hand it back in to your dealer and upgrade to a new model and leasing offer. Installation, off-season storage*, insurance and maintenance are included for Automower® robotic mowers.



Installation is simple – especially if you let your dealer do it

Our authorized dealers have the experience and training to install Automower® robotic mowers efficiently and reliably. The layout will be perfectly adapted to your garden – taking topography, inclination, obstacles and separated work areas into account. If you wish to install the robotic mower yourself – which is quite simple once you know the basics – we recommend that you watch the how-to videos featured on the Husqvarna Worldwide channel on YouTube. The installation by an authorized dealer is mandatory for all Services by Husqvarna contracts.

HUSQVARNA Lease Plus Service Plus Warranty Plus

	Lease Plus	Service Plus	Warranty Plus
Warranty repairs Claimed according to factory warranty conditions for the extended warranty period.	–	–	✓
Repairs According to terms and conditions. (Wear parts, consumables, misuse, abuse and neglect excluded.)	✓	✓	–
Maintenance	✓	✓	(✓)
Off-season storage* For robotic mowers only.	✓	✓	–
Genuine Husqvarna blades For robotic mowers only.	✓	✓	–
Installation**	✓	(✓)	(✓)
Product	✓	–	–
Insurance	✓	–	–

✓ = Included in the service offering (✓) = Required but not included
*Only available in SE, NO, FI, DK **See local terms and conditions



FOLLOW THE DETAILED GUIDES

Follow our detailed installation guide for virtual installation with EPOS:
husqvarna.com/VirtualInstallation



STEP-BY-STEP GUIDES

or boundary wire installation:
husqvarna.com/automower-wire-installation


HUSQVARNA ASPIRE™

Enjoy smarter garden work with compact, efficient tools

Husqvarna Aspire™ is a range of efficient garden tools with compact, flexible design and smart details to make your garden work enjoyable. The 18V **POWER FOR ALL** ALLIANCE battery system provides truly cordless convenience and great performance. Ideal for you who want to keep your own little garden the greatest place to be – with the least possible work effort.

Storage rail

Each Aspire™ product has a bespoke metal hook, ready to mount directly on the wall for easy and stable storage. The storage rail provides an even neater and more flexible solution.



Hedge trimmer

Lightweight, with double-action cutting blades, powerful motor and 50 cm long cutting deck. Comes with a smart leaf catcher.

Blower

High blow force adjustable in 3 steps for optimal performance.

Shrub Shear

Multi-purpose tool for precision grass trimming and shaping of bushes.

Pruner

2-in-1 tool, efficient hand pruner with extendable telescopic shaft for a ladder-free pruning experience.

Chainsaw

Compact, easy-to-use chainsaw for garden clearing and DIY projects.

Trimmer

Easily adjustable for super-precise trimming.

Robotic mower

Compact Automower® model packed with smart features, for lawns up to 400 m².

Lawn mower

Easy to lift and foldable, taking up minimum storage space. Telescopic stepless adjustable handles. Easy to manoeuvre in all corners of your lawn.

SMART DESIGN FOR SMOOTH HANDLING

Spend more time enjoying your garden

The Husqvarna Aspire™ products are all high quality and carefully designed, with a sleek appearance and intuitive use in mind, to make your garden work nothing but effortless and enjoyable. The tools are easy to get started with and need little or no maintenance. Their low weight and high-performance motors help you get the work done efficiently and in no time.

POWER FOR ALL BATTERY SYSTEM

Experience flexible power

The **POWER FOR ALL** ALLIANCE is one of the largest cross-brand 18 Volt battery systems worldwide, stretching across a multitude of home and garden applications. The **POWER FOR ALL** ALLIANCE gathers a multiple of leading brands such as Husqvarna, Bosch, Gardena, Wagner and Rapid. You'll only need one charger and one battery for all your garden products.



EXPLORE MORE

Find out more about Husqvarna Aspire™ at husqvarna.com/aspire

HUSQVARNA ASPIRE™ RANGE

PRODUCTS

AUTOMOWER® ASPIRE™ R4



400 m²
 25/10%
 20-45 mm
 5.9 kg

- App control via WiFi & Bluetooth®
- Hose washable
- Systematic passage handling
- Husqvarna Storage System Compatible
- Digital onboarding for easy installation

LAWN MOWER ASPIRE™ LC34-P4A



34 cm
 25-65 mm
 11.8 kg

- Power Boost™
- Compact and foldable
- Telescopic stepless handle height adjustment
- Husqvarna Storage System Compatible
- 18V **POWER FOR ALL** ALLIANCE battery
- Digital onboarding

SHRUB SHEAR ASPIRE™ S20-P4A / S20-P4A + ASPIRE™ POLE-P4A



20 & 13 cm
 2,800 cuts/min
 1.0/2.7 kg

- Multifunctional for grass and bushes
- Switch attachments without using tools
- Compact size and light weight
- Made for easy storage
- 18V **POWER FOR ALL** ALLIANCE battery



28 cm
 2.6 kg

- Automatic line feed
- Telescopic shaft
- Dual lines
- Compact and effective
- Husqvarna Storage System Compatible
- 18V **POWER FOR ALL** ALLIANCE battery
- Digital onboarding

CHAINSAW ASPIRE™ C15X-P4A



20-30 cm
 28 cm
 2.6 kg

- Fine chain and high cutting speed
- Tool-less chain tensioning
- Compact and lightweight
- Husqvarna Storage System Compatible
- 18 V **POWER FOR ALL** ALLIANCE battery

HEDGE TRIMMER ASPIRE™ H50-P4A



50 cm
 2,800 cuts/min
 3.1 kg

- High cutting speed and leaf catcher (included)
- Compact and light weight
- Husqvarna Storage System Compatible
- 18V **POWER FOR ALL** ALLIANCE battery
- Digital onboarding

BLOWER ASPIRE™ B8X-P4A



8 N
 10 m³/min
 2.0 kg

- Three speed settings
- High blow force
- Husqvarna Storage System Compatible
- 18V **POWER FOR ALL** ALLIANCE battery
- Digital onboarding

PRUNER ASPIRE™ P5-P4A / P5-P4A + ASPIRE™ POLE-P4A



1/4"
 15 cm
 1.3/2.8 kg

- Removable pole with 1.7 m reach
- Compact and high performing
- Husqvarna Storage System Compatible
- 18V **POWER FOR ALL** ALLIANCE battery
- Digital onboarding

BATTERIES & CHARGERS

BATTERY P4A 18-B45 / P4A 18-B72



P4A 18-B45:
 • Compact and light weight
 • 18V **POWER FOR ALL** ALLIANCE

P4A 18-B72:
 • Compact and light weight
 • More power and runtime
 • 18V **POWER FOR ALL** ALLIANCE

BATTERY P4A 18-B36 / P4A 18-B108



P4A 18-B36:
 • Compact and light weight
 • 18V **POWER FOR ALL** ALLIANCE

P4A 18-B108:
 • Compact and light weight
 • Maximum power
 • Excellent runtime
 • 18V **POWER FOR ALL** ALLIANCE

CHARGER P4A 18-C100



- Compact
- Status indicator
- 18V **POWER FOR ALL** ALLIANCE

CHARGER P4A 18-C50 / P4A 18-C170



P4A 18-C50:
 • Compact
 • 18V **POWER FOR ALL** ALLIANCE

P4A 18-C170:
 • Compact
 • Speedy charging
 • Status indicator
 • Active Air Cooling
 • 18V **POWER FOR ALL** ALLIANCE

STORAGE SOLUTION

STORAGE RAIL



- Compact size
- Durable aluminium
- Premium design

STORAGE HOOK KIT



- Multiple use
- Robust and durable
- Premium design
- 5 hooks included

COMPLETE YOUR GARDEN KIT WITH BUNDLE LEASING

Discover all our bundle leasing options by visiting:
husqvarna.com/services-aspire/



Working area capacity, m² (+/- 20%)
 Maximum slope capacity, inside/at boundary, %
 Weight, kg
 Cutting width, min-max, cm
 Cutting height, min-max, cm
 Knife length, cm
 Cuts per minute
 Cutting swath, cm
 Blow force, N
 Air flow in pipe, m³/min
 Chain pitch, inch
 Bar length, cm



Husqvarna®



Copyright © 2025 Husqvarna AB (publ). All rights reserved. Husqvarna and other product and feature marks are trademarks of Husqvarna Group or its licensors. The Bluetooth® word mark and logos are registered trademarks owned by Bluetooth SIG, Inc. and any use of such marks by Husqvarna is under license.

www.husqvarna.com

Follow us on social media



Husqvarna conducts continuous product development and reserves the right to change designs, specifications, technical data and equipment levels without prior notification. As an operator you are responsible for the proper use of our products and so you should read and understand all instructions and warnings in the operator manuals before using the products. Consult your dealer about the equipment and performance of our products in your country, as this can vary per country. Regarding protective clothing and safety equipment, design and use of reflective clothing, carefully check the legal requirements in your country. Reasonable steps are taken to ensure that technical data is up-to-date at the time of publication. We cannot accept responsibility for printing errors.