

Professional Products and Services 2025

Start your robotic mowing journey with Husqvarna Lease Plus

Experience the benefits of our leasing offer and kick-start your move towards a fully autonomous mowing operation. With Husqvarna Lease Plus, you improve uptime thanks to planned maintenance, repair support in case of unexpected problems, product insurance, as well as installation support. No upfront payment, just great results.

Explore the leasing offer for robotic mowers and other products on pages 22–25.



HUSQVARNA PROFESSIONAL ROBOTIC MOWERS

From golf courses and sports fields to commercial facilities, or complementing your landscaping operation, our robotic mowers will add efficiency to your business – while always delivering excellent results. Experience the large area solution, Husqvarna CEORA® robotic mowers, Husqvarna Automower® 580 EPOS® robotic mower – customised for sport and golf areas – or Husqvarna Automower® 535 AWD EPOS® robotic mower, specifically developed for hilly areas and able to take on slopes of up to 70 %.



[READ MORE](#)

For more in-depth information on Lease Plus, please visit husqvarna.com/ProLeasePlus

FOR AN EASIER, SMARTER WORKDAY
Products, accessories, and digital solutions for greenspace and tree professionals

Professional Products and Services 2025

Start your robotic mowing journey with Husqvarna Lease Plus

Experience the benefits of our leasing offer and kick-start your move towards a fully autonomous mowing operation. With Husqvarna Lease Plus, you improve uptime thanks to planned maintenance, repair support in case of unexpected problems, product insurance, as well as installation support. No upfront payment, just great results.

Explore the leasing offer for robotic mowers and other products on pages 22–25.



HUSQVARNA PROFESSIONAL ROBOTIC MOWERS

From golf courses and sports fields to commercial facilities, or complementing your landscaping operation, our robotic mowers will add efficiency to your business – while always delivering excellent results. Experience the large area solution, Husqvarna CEORA® robotic mowers, Husqvarna Automower® 580 EPOS® robotic mower – customised for sport and golf areas – or Husqvarna Automower® 535 AWD EPOS® robotic mower, specifically developed for hilly areas and able to take on slopes of up to 70 %.



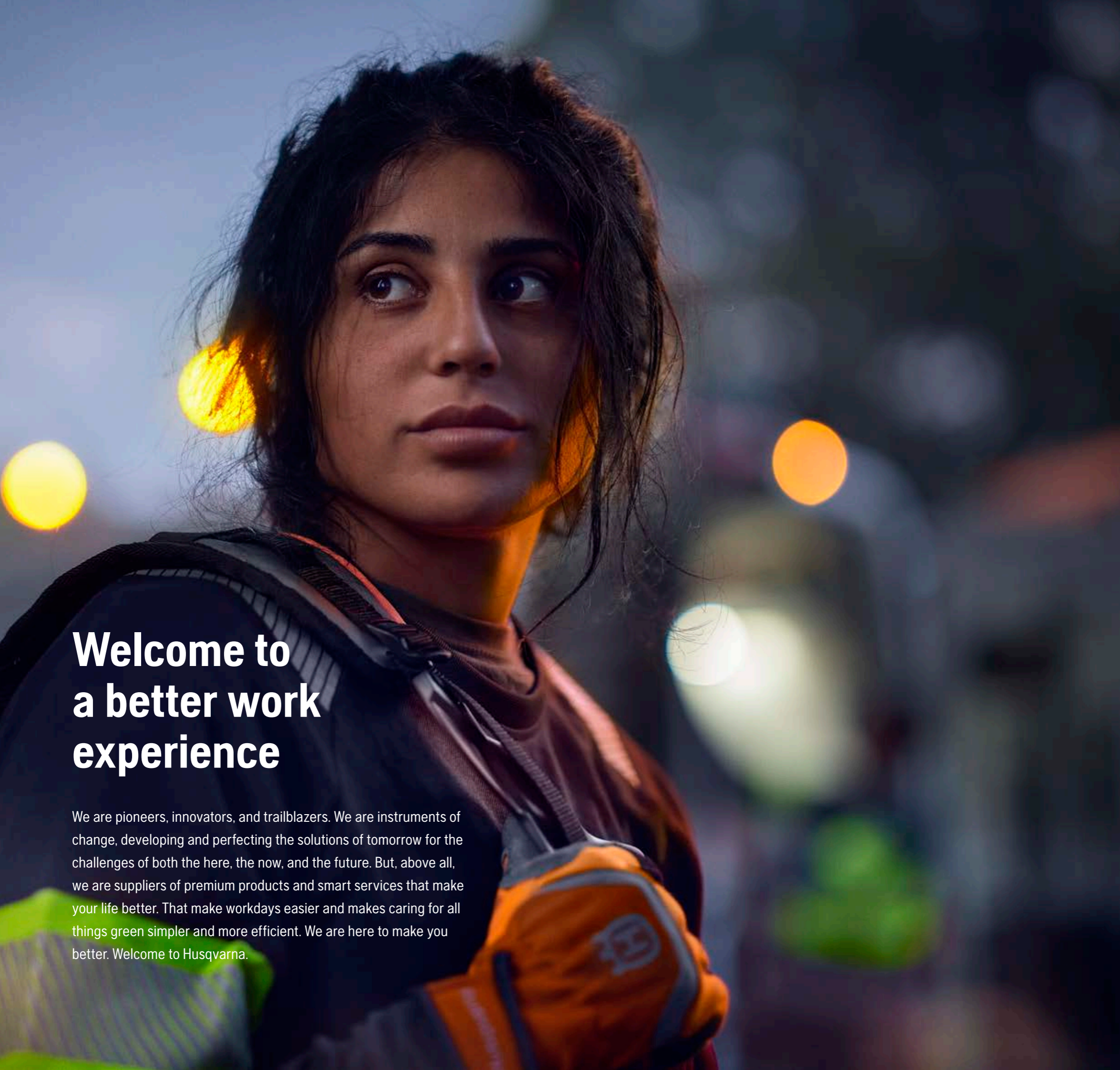
[READ MORE](#)

For more in-depth information on Lease Plus, please visit [husqvarna.com/ProLeasePlus](https://www.husqvarna.com/ProLeasePlus)
















FOR AN EASIER, SMARTER WORKDAY

Products, accessories, and digital solutions for greenspace and tree professionals



Welcome to a better work experience

We are pioneers, innovators, and trailblazers. We are instruments of change, developing and perfecting the solutions of tomorrow for the challenges of both the here, the now, and the future. But, above all, we are suppliers of premium products and smart services that make your life better. That make workdays easier and makes caring for all things green simpler and more efficient. We are here to make you better. Welcome to Husqvarna.

A WORD FROM OUR PRESIDENT	4	
ABOUT HUSQVARNA	6	
PRODUCT NEWS 2025	8	
HUSQVARNA PROFESSIONAL SOLUTIONS	12	
SERVICES BY HUSQVARNA	22	
HUSQVARNA FLEET SERVICES	26	
BATTERY PRODUCTS	30	
ROBOTIC MOWERS	46	
CHAINSAWS	62	
FORESTRY CLEARING SAWS	88	
BRUSHCUTTERS AND TRIMMERS	92	
HEDGE TRIMMERS	110	
BLOWERS	118	
HARDSCAPING PRODUCTS	122	
RIDE-ON MOWERS	136	
LAWN MOWERS	150	
FUEL AND LUBRICANTS	160	
PROTECTIVE EQUIPMENT	164	
HUSQVARNA XPLORER LEISURE COLLECTION	182	

Husqvarna conducts continuous product development and reserves the right to change designs, specifications, technical data, and equipment levels without prior notification. As an operator, you are responsible for the proper use of our products and should read and understand all instructions and warnings in the operator manuals before using the products.
Consult your dealer about the equipment and performance of our products in your country, as this can vary per country. Regarding protective clothing and safety equipment, design, and use of reflective clothing, carefully check the legal requirements in your country. Reasonable steps are taken to ensure that technical data is up to date at the time of publication. We cannot accept responsibility for printing errors.

Join us on our journey towards a better tomorrow

Husqvarna is a global provider of solutions for greenspace and tree care professionals, proud inventors of robotic mowers, as well as a driving force in the ongoing transition from petrol to battery.

This transition is just one of the ways we drive our industry forward. Our priority will always be our commitment to our customers, but to serve them best, we are just as committed to developing, advancing our industry, and learning, in order to improve.

We leverage our expertise to provide new and better products and services, taking sustainability and biodiversity into account. To this end, we have created the Husqvarna International Biodiversity Advisory Board that will help guide Husqvarna Forest & Garden, aligning with the COP 15 commitment to safeguard and restore biodiversity by 2030.

Our large range of high-performance battery-powered machines, our complete offering for the mobile landscaper or tree care professional, as well as Husqvarna CEORA® solutions and our new, professional platform for Husqvarna Automower® robotic mowers are examples of our own evolution, our move towards a smarter way of getting things done.

From hardware, via beneficial services like leasing, down to the smallest detail, we're continuously evolving, fine-tuning, and adapting our offering.

Because we have a responsibility to our professional customers – and to the world at large – to keep evolving, becoming better, and we invite you to join us on the journey.



Yvette Henshall-Bell
President, Europe Business Unit
Husqvarna Forest & Garden Division

Three centuries and counting

Ever since the very beginning, the driving force of the entire Husqvarna company has been about progress. About finding new ideas, new methods, and new technological solutions. Today's ground-breaking solutions in landscaping and tree care are the result of continuous evolution – challenging the status quo to find new and better ways, for our users as well as for the environment and the world around us. And the journey continues.

1689

Fine metal machining

Husqvarna is founded. Production of rifles, followed by sewing machines, and kitchen equipment.

1903

Combustion and electric engines

In 1903, Husqvarna's first motorcycle is produced. From thereon, the production of lightweight, powerful motorcycle engines became a hallmark in racing bikes all over the world.



1946

Lawn mowers

The first engine-powered lawn mower is manufactured, beginning the company's focus on outdoor products.



1959

Chainsaw pioneers

The first Husqvarna chainsaw is produced. It is followed by innovations such as the triple-activated chain brake TrioBrake™ and the X-TORQ® engine, cementing Husqvarna's position as a chainsaw authority.



1969

Focused on ergonomics

1969 saw the launch of the world's first chainsaw with antivibration system. Ever since, a strong focus on well-balanced, easily manoeuvrable products has been a Husqvarna hallmark.



1985

Lawn mowing improvements

Ground-breaking innovations within lawn mowing, such as ride-on front mowers with articulated steering.

1995

Robotic mowers and battery technology

The first robotic lawn mower, Husqvarna Automower®, sees the light of day. The same year, we introduced our first battery-powered products, starting our move away from fossil-fuel dependence.



2018

Business solutions

Fleet management system Husqvarna Fleet Services™ is launched. It's followed by beneficial services such as leasing.

2019

Wire-free robotic mowing

Husqvarna EPOS® Technology is presented, increasing the possibilities for our autonomous solutions. The shift from petrol to battery intensifies.

2022

Husqvarna CEORA®

Fully automated, autonomous large area mowing is made possible with the ground-breaking Husqvarna CEORA® robotic mower.



2025

Pro robotic platform

A new Husqvarna Automower® platform is premiered, specifically designed for professional applications.



PRODUCT NEWS 2025

Introducing our new commercial robotic mower range for facilities, sports and golf

A commercial robotic lawn mower should be robust, withstand heavy wear and tear, be extremely reliable in all work situations, and be efficient in delivering a perfect cut. And, of course, it should also be easy to use, clean and maintain to minimise downtime. With these requirements in focus, we're now introducing the first three models in our new generation of commercial robotic mowers, built on a completely new technological platform: Husqvarna Automower® 560 EPOS®, 580 EPOS®, and 580L EPOS®.

Ready to set a new standard

Equipped with more onboard power and stronger cutting motors, and with features like floating heavy-duty cutting decks, pivoting front wheel axles, quick-release cutting discs and hose-washable bodies, these new robotic mowers are ready to set a new standard for productivity and effectiveness in commercial lawn care.

Ideal for facility management

Capable of mowing 6,000 m² to 16,000 m² in 48 hours, the new Husqvarna Automower® 580 EPOS® and 560 EPOS® robotic mower is superb for maintaining green, lush lawns in municipalities and facilities such as corporate offices, universities, schools, and home associations.

Outstanding on sports and golf turf

With a cutting height down to 10 mm and area capacity of 8,000 m² in 24 hours, the new Husqvarna Automower® 580L EPOS® robotic mower can deliver outstanding cutting results on the most demanding sports and golf turfs with short, dense grass and up to 45% incline.



46



55 HUSQVARNA AUTOMOWER® 535 AWD EPOS® Wire-free robotic mowing in hilly terrain

Combining excellent slope performance with wire-free operation and capacity to maneuver up to 70% incline and undulations, the new Husqvarna Automower® 535 AWD EPOS® robotic mower opens new possibilities for effective lawn maintenance, also in uneven terrain and steep slopes.



36 HUSQVARNA 530iB High-performance handheld battery blower

For the 2025 season, we're introducing a new powerful handheld battery blower. Keep your clients' pathways clean and free from grass clippings, leaves, and debris easy and effectively with this low-noise, high-performance blower made for heavy-duty tasks.



122 BATTERY-POWERED HARDSCAPING PRODUCTS Husqvarna battery power for your hardscaping jobs

For professional hardscaping jobs, we offer a range of battery-powered equipment, accessories, and diamond tools. Whether you're up to shaping concrete slabs, brick or natural stone for patios, pathways, or driveways, you can rely on Husqvarna BLi-X 36V and Husqvarna 94V PACE® battery power to get the job done without consuming any petrol.

PRODUCT NEWS 2025



39

HUSQVARNA 40-B540X

Pushing the boundaries for 36V battery power

By introducing our most powerful and advanced 36V battery ever, we're pushing the boundaries for professional battery power. With its outstanding capacity and power, the new 40-B540X battery delivers extended runtime in the most demanding professional tasks.



41

HUSQVARNA 40-C750X AND 40-C500X

Highly effective chargers for high-capacity batteries

Designed for fast charging of our high-capacity batteries, these powerful chargers feature the ActiveCool system with double fans to cool down the warm battery after heavy use. This enables quick start of the charging process and prolongs the life of your batteries.



42

HUSQVARNA BATTERY CHARGING CABINETS

Cabinets approved for storage and charging of lithium-ion batteries

With 90 minutes of fire resistance (EN 1363-1 and EN 14470-1), built-in smoke detector and alarm forwarding system, the cabinets ensure optimal conditions for storage and charging of Husqvarna BLi-X 36V batteries.

170

HUSQVARNA TECHNICAL CHAINSAW CLOTHES

Try the new fit of our Technical chainsaw clothing collection

For the 2025 season, we've updated the design and further improved the fit of our popular Technical chainsaw clothing collection. To meet the demands of our female tree professional customers, we've also added chainsaw jacket and chainsaw trousers with ladies' fit to the Technical collection.



Now a touch of a button can take you to the top

85

HUSQVARNA X SKYLOTEC POWER ASCENDER

A power ascender designed for tree climbers

This compact, high-capacity ascender is powered by the Husqvarna BLi-X 36V battery system. The power ascender allows tree care professionals to effortlessly ascend into the canopy with a speed of up to 24 m/min, reaching the work area quickly and with ease in all weather conditions.



180

FOREST HELMET TECHNICAL MIPS®

Mips® safety system for forestry helmets

Following our mission to make the workday more comfortable for forestry and tree care professionals, we're now introducing a forestry helmet equipped with the Mips® safety system, built to redirect rotational motion away from the head in angled impacts.

Developed for commercial landscaping and lawn care

For commercial landscapers, Husqvarna offers a truly comprehensive range of products and services. No matter if you're in charge of the maintenance of a facility, or if your business is on the go between multiple sites, we offer products and services that will simplify just about any task, improving your workday and boosting your productivity.

READ MORE

Find out more about how we make your workday easier by visiting [husqvarna.com](https://www.husqvarna.com)



[husqvarna.com/Landscaping](https://www.husqvarna.com/Landscaping)



[husqvarna.com/Facilities](https://www.husqvarna.com/Facilities)



[husqvarna.com/Municipalities](https://www.husqvarna.com/Municipalities)

READ MORE

Services by Husqvarna	22
Husqvarna Fleet Services	26
Battery products	30
Batteries and chargers	39
Robotic mowers	46
Chainsaws	62
Brushcutters and trimmers	92
Hedge trimmers	110
Blowers	118
Hardscape products	122
Ride-on mowers	136
Lawn mowers	150
Protective equipment	164

Handheld power equipment

Our wide range of handheld equipment for landscaping and lawn care has been developed together with commercial users, resulting in ergonomic, and easy-to-use machines. With our Husqvarna BLi-X 36V battery system and flexible charging solutions, you can cut fuel costs and experience a better workday.

Autonomous mowers

Our efficient, battery-powered robotic mowers deliver consistent results, and will help you reduce your operational cost as well as reduce fumes and noise during use when compared to conventional combustion engine machines. And by adding Husqvarna autonomous mowers to your team, you free up time for more advanced tasks.

Ride-on and walk-behind mowers

Thanks to smart design and service features, our front and zero-turn mowers will help achieve impressive productivity. Reduce fuel costs with our battery walk-behind mowers or our hybrid front mower – Husqvarna P 535HX. For reduced risks when handling steep or complex areas, you can control the Husqvarna P 524XR front mower remotely.

A wide range of attachments

Enhance your ride-on mower's versatility with our front-mounted attachments. Boost your productivity by mounting anything from a broom or spreader to a flail mower, or utility bucket.

Protective gear and accessories

From high-quality protective high-vis jackets and trousers, via helmets and visors, to boots and gloves as well as accessories, Husqvarna provides a complete offering of all you need to stay productive, protected, and comfortable on the job.

Services by Husqvarna

Choosing Husqvarna means gaining access to beneficial services like leasing and service contracts. Our fleet management system, Husqvarna Fleet Services™, enables you to monitor your entire fleet of machines on your phone or tablet, as well as get valuable operational insights and service reminders.

Optimised for fairways and roughs

With more than 25 years of expertise in autonomous turf care, Husqvarna has developed a product and service offering for golf course maintenance that can help improve workday efficiency, turf quality, player satisfaction, and crew work-life balance.



READ MORE

Find out more about effortless turf management by visiting husqvarna.com/Golf

READ MORE

Services by Husqvarna	22
Husqvarna Fleet Services	26
Robotic mowers	46
Battery products	30
Batteries and chargers	39
Brushcutters and trimmers	92
Hedge trimmers	110
Blowers	118
Ride-on mowers	136
Lawn mowers	150

Husqvarna robotic mowers

Many areas – one range. The large-capacity CEORA® robotic mowers are ideal for large, flat areas, while Automower® 580L EPOS® robotic mower is the perfect choice for undulating and more complex areas. For hilly areas, Automower® 535 AWD EPOS® robotic mower easily handles slopes of up to 70%.

Handheld and walk-behind battery products

Our broad range of powerful battery machines – blowers, hedge trimmers, grass trimmers, walk-behind mowers and chainsaws – are ideal for tasks such as trimming bunker edges or perfecting the finish, especially in noise sensitive areas near the players.

Hover mower for bunker edges

Husqvarna GX 560 hover mower is a given tool on every golf course. By floating on a cushion of air, the hover mower is lightweight and easy and to manoeuvre, making it possible to cut the grass easily on difficult areas, such as bunker edges or slopes of up to 45°.

Versatile ride-on mowers with a wide range of attachments

The broad range of Husqvarna front mowers combine high cutting power, all-year versatility, with durability. The compact size and Husqvarna-typical articulated steering are well suited to work around trees and other fixed obstacles, regardless of whether the mower is equipped with a powerful flail mower or a productive cutting deck.

Hybrid power or remote control?

With Husqvarna P 535HX hybrid front mower you can easily switch to fully electric drive, helping reduce your impact. Should you instead choose the Husqvarna P 524XR front mower, you get the added benefit of being able to control the mower via remote, reducing risks when handling steep areas.

Services by Husqvarna

Husqvarna offers a partnership that supports you and your golf course throughout. Through our beneficial services – such as leasing and service contracts – you can maximise cost efficiency and overall uptime. Our fleet management system, Husqvarna Fleet Services™, allows you to monitor your entire fleet of machines, gaining valuable operational insights and service reminders.

Designed for sport field maintenance

The perfect pitch with an outstanding turf – for the perfect game. With Husqvarna autonomous solutions and our wide range of handheld power equipment, the players will benefit from the best conditions every day.

READ MORE

Services by Husqvarna	22
Husqvarna Fleet Services	26
Battery products	30
Batteries and chargers	39
Robotic mowers	46
Brushcutters and trimmers	92
Hedge trimmers	110
Blowers	118
Ride-on mowers	136
Lawn mowers	150



READ MORE

Find out more about how to get the perfect pitch by visiting [husqvarna.com/Sports](https://www.husqvarna.com/Sports)

Autonomous mowing solutions

Depending on how many fields you manage, there's always a suitable solution in our robotic mowing range. With our capacity designation – Sports, Husqvarna CEORA® robotic mowers handle up to 25,000 m² every day, while Husqvarna Automower® 580 EPOS® robotic mower, operating a systematic mowing pattern, manages up to 8,000 m² every day.

Battery-powered equipment

Husqvarna supplies a comprehensive range of powerful battery machines – such as blowers, grass trimmers and walk-behind mowers – that will make easy work of maintaining noise sensitive areas surrounding your sports field. Paired with our efficient charging solutions, you're set to perfect the finish in the best way possible.

Versatile ride-on mowers with a wide range of attachments

Husqvarna front mowers combine high cutting power and year-round versatility with efficient cutting decks and a broad range of front mounted attachments. The compact size and Husqvarna-typical articulated steering are well suited for work around fixed obstacles.

Hybrid mower or remote control

The Husqvarna P 535HX hybrid front mower can easily be switched to fully electric drive, helping reduce your impact, whereas the Husqvarna P 524XR front mower can be controlled via remote. With the included remote-control unit, the XR-model can manage mowing on difficult and sloped areas, reducing risks for the operator.

Hybrid turf dethatcher

For fields with hybrid turf, Husqvarna can offer a wide 150 cm front-mounted dethatcher attachment specifically adapted to work without damaging the net under the turf. This means that instead of complete renovation, you can improve the turf condition continuously, and save considerably on investments by extending the life of the existing hybrid turf grass, while increasing accessibility.

Services by Husqvarna

Partnering with Husqvarna, gives access to our beneficial services – such as leasing and service contracts – that will help you maximise cost efficiency and the overall uptime at your sports facility. Our fleet management system, Husqvarna Fleet Services™, enables you to monitor your entire fleet of machines on your phone or tablet, as well as get valuable operational insights and service reminders.

Adapted to your forestry challenges

From the introduction of our first chainsaw in 1959, Husqvarna has been a driving force within the forestry and logging industry. Trusted, powerful chainsaws and countless innovations, paired with our documented focus on user-centric design and productivity has made us the preferred choice for loggers all over the world.

Designed for easier work

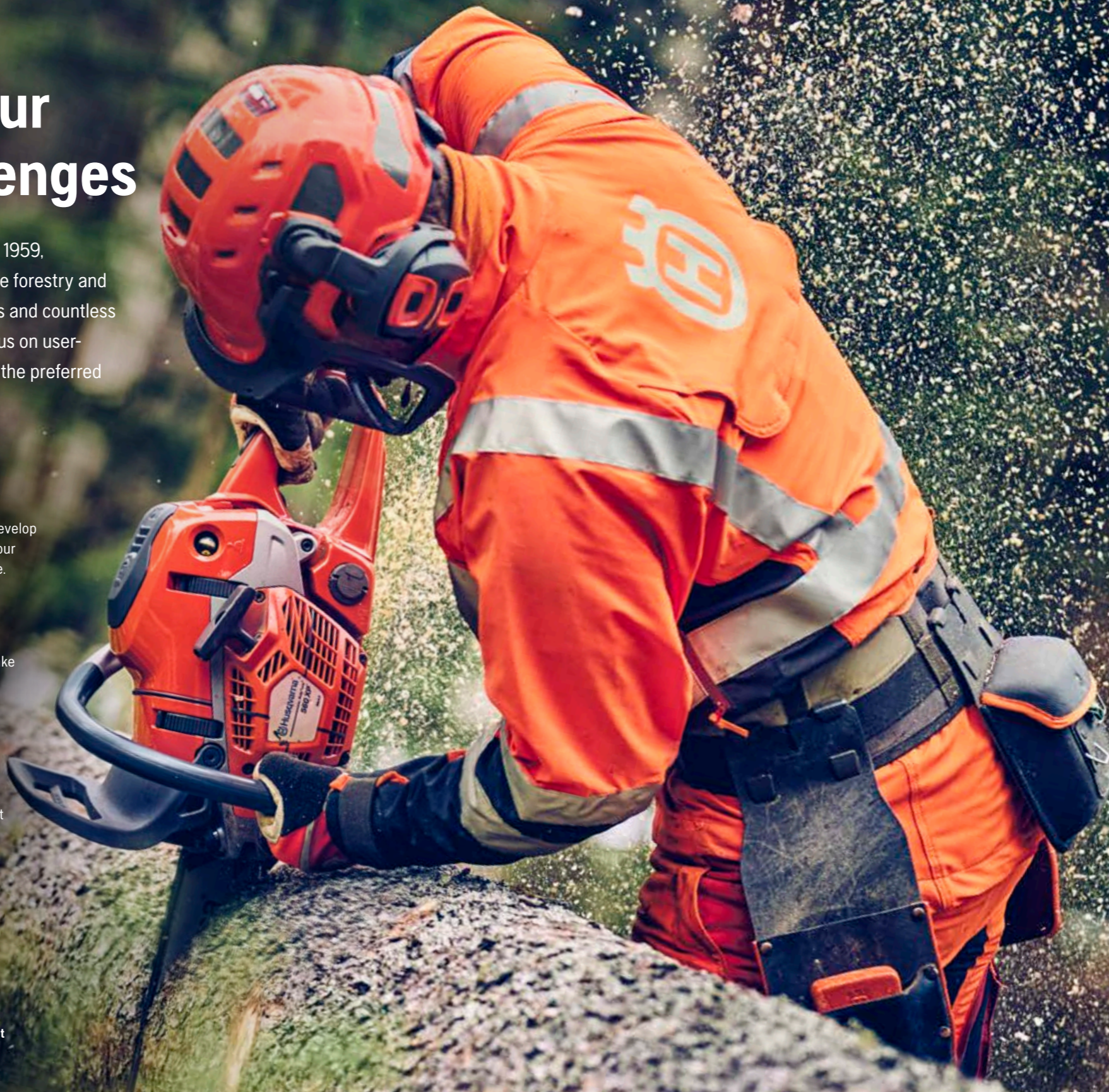
User-centric design, manoeuvrability and ergonomics are crucial parts of our DNA. Side by side with our users, we develop powerful, chainsaws designed to minimise the strain on your body as well as chains and PPE with superior performance.

All the power you need

Husqvarna XP® chainsaws are optimised for heavy-duty, professional work and come packed with features that make them ideal for forestry work. From 40 to 90cc, our broad range stands ready to take on any challenge.

Never compromise on torque

Husqvarna X-TORQ® engines deliver great combustion efficiency, with no compromise on power or torque. The technology also leads to a significant reduction of exhaust emissions as well as improved fuel efficiency.



READ MORE

Services by Husqvarna	22
Husqvarna Fleet Services	26
Chainsaws	62
Chains and guide bars	74
Forestry tools	80
Forestry clearing saws	88
Harnesses	99
Blades	107
Fuel and lubricants	160
Protective equipment	164



READ MORE

Check out our comprehensive offering designed to meet every challenge by visiting [husqvarna.com/Loggers](https://www.husqvarna.com/Loggers)

Husqvarna X-CUT®

Husqvarna X-CUT® chains are specifically designed for Husqvarna chainsaws to ensure optimal output. With precision-grinded cutters, superior cutting, and minimal maintenance they will increase your efficiency and productivity.

Raise the bar on your workday

Original Husqvarna bars are made to fit perfectly with your Husqvarna chainsaw. From the durable, lightweight, and low-maintenance X-FORCE™ to robust X-TOUGH® and X-TOUGH LIGHT™, our bars are the perfect extension of your Husqvarna saw.

More than chainsaws

For professional forestry workers and loggers, our product offering covers all the bases. From pole saws and forestry clearing saws to tool belts, breaking bars, axes, wedges, and fuel cans – you will find it all in our dedicated range.

Personal protective equipment

Designed to provide comfort, as well as engineered to protect. Top-of-the-line saw protection with Tech-Knee and, water-repellent, durable, pre-bent fabrics are but a few of the features that will keep you protected on the job.

It's all in the head

Our forestry helmets are constructed to provide ample protection. Add our Technical visor for additional security or attach X-SYNC hearing protection and listen to FM radio or streaming audio or use your mobile phone hands-free.

Dedicated support and service

Our extensive network of dealers are product experts and provide fast quality service that will help you keep your productivity levels at peak capacity. Additionally, you can easily protect your chainsaw investment using our extended warranty service.

Focused on an efficient workday in the treetops

From power and precision to safety, comfort, and mobility, the Husqvarna arborist offering makes every workday smoother, easier, more efficient – and more enjoyable. We offer a wide and growing ecosystem of arborist battery chainsaws, equipment, and gear that will provide you with everything from crystal clear communication to mobile charging solutions. An offering that is unmatched in scope, depth, and relevance. An offering that is inspired by – and for – arborists.

Battery-powered performance

Our range of well-balanced battery-powered rear and top handle chainsaws come with user benefits such as reduced noise levels and no disturbing fumes. They also excel in power and performance, often on par with their petrol-powered counterparts.

Bars and chains tailored for your challenges

Husqvarna X-PRECISION® chains and guide bars are developed specifically for our tree care chainsaws. They will simplify precise and gentle cutting, causing minimal injury to the tree and allowing the cut surface to heal quickly.

Climb securely and comfortably

Our climbing harness combines the comfort and versatility you want with the freedom of movement you need. Soft back padding and adjustable leg loops increase your comfort and mobility while reducing physical strain.



READ MORE

Make life in the treetops better by visiting [husqvarna.com/Arborists](https://www.husqvarna.com/Arborists)

READ MORE

Services by Husqvarna	22
Husqvarna Fleet Services	26
Chainsaws	62
Tree-care chainsaws	67
Battery products	30
Batteries and chargers	39
Chains and guide bars	74
Climbing equipment	84
Protective equipment	164

Ground crew battery power

In addition to our top-of-the-line climbing saws, we also offer powerful, well-balanced battery-powered rear handle chainsaws, ideal for the removal of small and mid-sized trees where you need smooth and efficient cuts.

Designed for climbing challenges

Our collection of arborist clothing is designed to be comfortable and flexible. Our arborist PPE trousers have been specifically crafted for arborist work with innovative Tech-Climb that protects the legs when using climbing harness and spurs.

All you need to get up or down

Our range of high-quality rigging and climbing ropes, throwlines, and other accessories for climbing and rigging are easy to work with and provide the versatility and security you need to work efficiently.

Extra power for heavy felling

For when it's time to do the heavy felling or cross cutting, Husqvarna XP® petrol-powered chainsaws deliver on both power and well-balanced efficiency. From 40 to 90cc, our broad range stands ready to take on any challenge.

Crystal clear communication

Husqvarna Spire Vent X is our lightweight, comfortable helmet with high-vis details for professional arborists. And with the full duplex intercom system Husqvarna X-COM Active, you can have up to 10 people talking simultaneously.

Add extra reach

Our range of low weight battery-powered pole saws feature excellent ergonomics and come either with fixed, detachable or telescopic shafts and a reach of up to 5 metres, extending the reach of the ground crew.

SERVICES BY HUSQVARNA


A partnership you can rely on

When you choose Husqvarna you're not just investing in innovative, professional mowers, machines, and equipment. You're getting a partnership that supports you and your business every step of the way. Services by Husqvarna make it easy to lease or own modern, highly efficient and reliable products for outstanding results and more peace of mind. Opening new possibilities to maximise the cost efficiency and uptime of your business – making every day smoother and more productive. As we see it, that's what a successful partnership is all about.



READ MORE

For more information on how Services by Husqvarna applies to your specific market, please visit husqvarna.com/ProfessionalServices



Free up capital for investments



Up-to-date products




Insurance coverage

HUSQVARNA LEASE PLUS

Innovative equipment with no upfront costs

Make a faster shift towards more efficient operations with, for example, Husqvarna professional robotic mowers. With operational leasing, you get the right Husqvarna product for you without any upfront investments. Husqvarna Lease Plus bundles your equipment, parts, yearly service and repairs, insurance against theft and more. All the while, flexible and transparent monthly payments help to optimise the cash flow of your business and financial planning.

- ✓ Up-to-date product
- ✓ No upfront investments
- ✓ Insurance coverage, including theft protection
- ✓ Repairs
- ✓ Yearly maintenance
- ✓ Software updates
- ✓ 3 or 5 years contract



READ MORE

For more in-depth information on Lease Plus, please visit husqvarna.com/ProLeasePlus



Yearly maintenance and repairs



Increased uptime



Transparent and predictable costs

HUSQVARNA SERVICE PLUS

Continuity and efficiency in your operations

To ensure top performance, our service contract provides you with a comprehensive package that increases uptime on the job and improves financial planning by covering yearly maintenance and unexpected repairs. This makes costs transparent and predictable. Activate up to 30 days after product purchase for prolonged equipment life, continued operations and best results.

- ✓ Repairs
- ✓ Yearly maintenance
- ✓ Software updates
- ✓ 3 or 5 years contract



Worry-free ownership



Transparent and predictable costs



Investment protection


HUSQVARNA WARRANTY PLUS

Added protection for your investment

This additional protection service gives you worry-free ownership experience for a long time to come. Our extended warranty can be activated up to 30 days after product purchase and protects your investment with additional years of warranty added to the 1-year factory warranty – all at a fixed upfront price.

- ✓ 1 or 4 years additional warranty
- ✓ Warranty repairs

For more detailed information, read more overleaf.



Overview of Services by Husqvarna

Handheld petrol machines

HUSQVARNA WARRANTY PLUS

Product to use	X
Insurance incl. theft protection	X
Repairs	Warranty repairs
Yearly maintenance*	X
Time period	+ 1 year

*To ensure the validity of your Services by Husqvarna package, yearly service must be performed by an authorised dealer.

Handheld battery machines

HUSQVARNA LEASE PLUS HUSQVARNA SERVICE PLUS HUSQVARNA WARRANTY PLUS

BATTERY PRODUCTS	HUSQVARNA LEASE PLUS	HUSQVARNA SERVICE PLUS	HUSQVARNA WARRANTY PLUS
Product to use	✓	X	X
Insurance incl. theft protection	✓	X	X
Repairs	Repairs	Repairs	Warranty repairs
Yearly maintenance*	✓	✓	X
Software updates	✓	✓	X
Time period	3 years	3 years	+ 1 year
HUSQVARNA BLI-X BATTERIES			
Battery to use	✓	—	X
Repairs	Repairs	—	Warranty repairs
Battery exchange	✓	—	X
Insurance including theft protection	✓	—	X
Time period	3 years	—	+ 1 year

*To ensure the validity of your Services by Husqvarna package, yearly service must be performed by an authorised dealer.

Robotic mowers

HUSQVARNA LEASE PLUS HUSQVARNA SERVICE PLUS HUSQVARNA WARRANTY PLUS

Product to use	✓	X	X
Installation*	✓	X	X
Insurance incl. theft protection	✓	X	X
Repairs	Repairs	Repairs	Warranty repairs
Yearly maintenance*	✓	✓	X
Seasonal storage	✓	✓	X
Software updates	✓	✓	X
Genuine blades	Seasonal start**	Seasonal start**	X
Time period	3 or 5 years	3 or 5 years	+ 4 years

*To ensure the validity of your Services by Husqvarna package, installation and yearly service must be performed by an authorised dealer

**CEDORA® robotic mowers, seasonal start, 45 blades/year, Husqvarna Enhance HSS Blades. Automower® robotic mowers, seasonal start, 6 blades/year, Husqvarna Endurance HSS Blades.

Ride-on mowers

HUSQVARNA LEASE PLUS HUSQVARNA SERVICE PLUS HUSQVARNA WARRANTY PLUS

Product to use	✓	X	X
Insurance incl. theft protection	✓	X	X
Repairs	Repairs	Repairs	Warranty repairs
Yearly maintenance*	✓	✓	X
Time period	3 or 5 years	3 or 5 years	+ 1 year


*To ensure the validity of your Services by Husqvarna package, yearly service must be performed by an authorised dealer. Maintenance is included to a certain extent according to terms and conditions of the specific service.

Walk-behind

HUSQVARNA WARRANTY PLUS HUSQVARNA WARRANTY PLUS

BATTERY WALK-BEHIND	HUSQVARNA WARRANTY PLUS	PETROL WALK-BEHIND	HUSQVARNA WARRANTY PLUS
Product to use	X	Product to use	X
Insurance incl. theft protection	X	Insurance incl. theft protection	X
Repairs	Warranty repairs	Repairs	Warranty repairs
Yearly maintenance*	X	Yearly maintenance*	X
Time period	+ 1 year	Time period	+ 1 year

*To ensure the validity of your Services by Husqvarna package, yearly service must be performed by an authorised dealer.



HUSQVARNA GENUINE PARTS

Original parts keep your Husqvarna in original shape

Husqvarna Genuine Parts are rigorously tested for quality, safety, and perfect fit, making them a reliable choice for servicing and repairing your Husqvarna products. At the authorised Husqvarna workshops, we use only Husqvarna Genuine Parts to service and repair your Husqvarna equipment.

When you do a service or repair yourself, you can find illustrated parts list and manuals on our website.



SPARE PARTS

Read more about Husqvarna Genuine Parts at husqvarna.com/GenuineParts



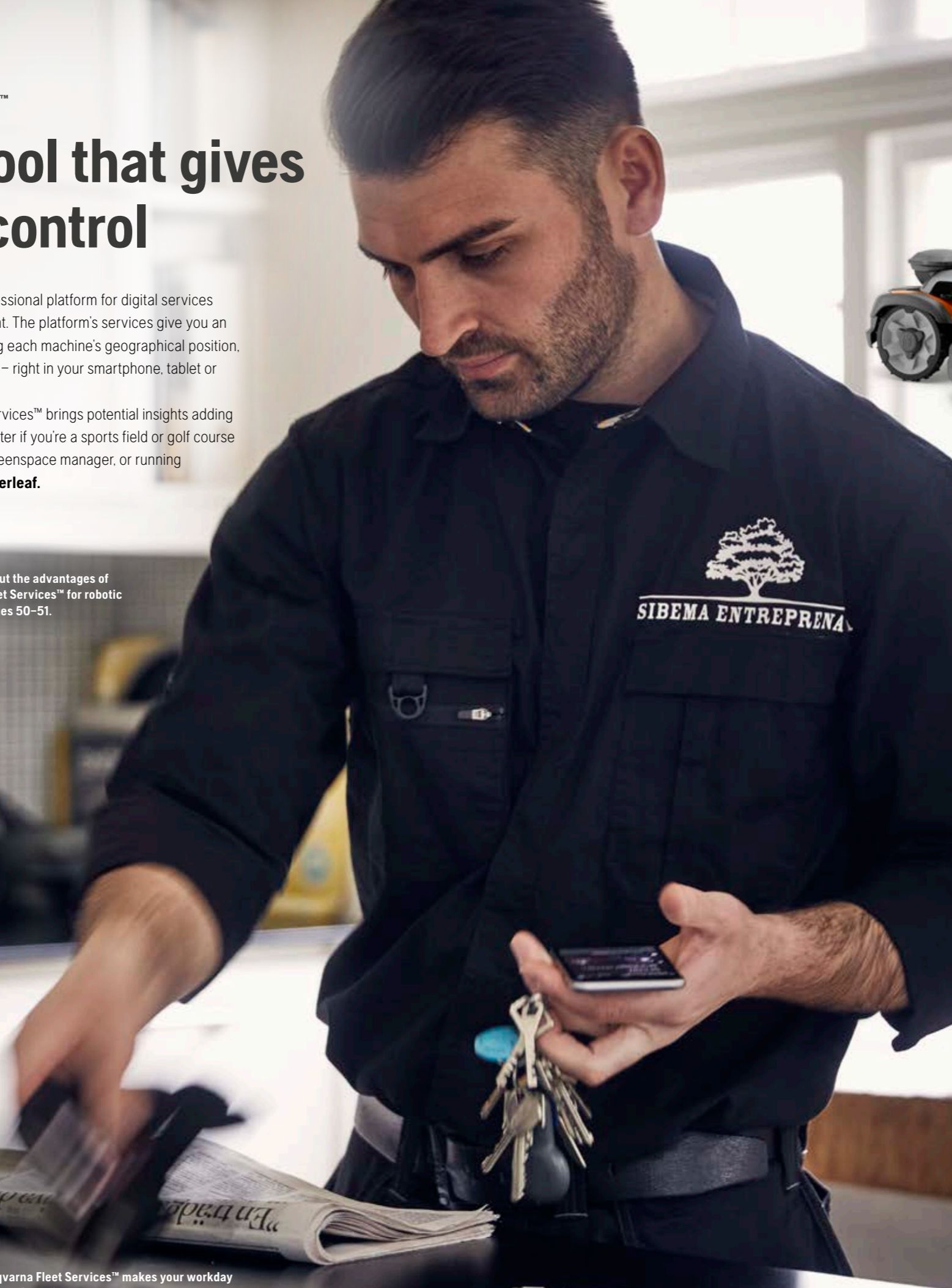
A digital tool that gives you total control

Husqvarna Fleet Services™ is our professional platform for digital services for connected machines and equipment. The platform's services give you an overview of your entire fleet – including each machine's geographical position, work performance and technical status – right in your smartphone, tablet or laptop.

The output from Husqvarna Fleet Services™ brings potential insights adding to your organisation's efficiency, no matter if you're a sports field or golf course manager, facility manager, municipal greenspace manager, or running a landscaping business. **Read more overleaf.**



Read more about the advantages of Husqvarna Fleet Services™ for robotic mowers on pages 50–51.



Join forces in the digital workspace

Husqvarna Fleet Services™ includes a range of functions that digitise many of your currently time-consuming tasks, helping you schedule smarter, stay organised, and cut costs. An ideal tool for companies with multiple users in different roles.



Managers

You have full access to all functions. You monitor the fleet and get the insights regarding productivity and cost. You handle account settings and add new users.



Technicians

You take care of machine installations, maintenance, settings, service logs and firmware updates. You have full access to all machine functions, including performance tracking, and service and repair reports.



Operators

You have access to find information about the status of your machines. You can handle basic machine controls and respond to errors.

Save time and money with a smooth and efficient operation

You probably know the value of preventive maintenance for avoiding costly downtime and repairs, as well as for allowing your equipment to last longer. With Husqvarna Fleet Services™, you can set up a maintenance strategy for each machine group. Information about where problems occur and how often, gives you valuable insights to continuously adjust and improve your operation.



Increased uptime



Maintenance



Maintenance records



READ MORE

Find out more about how Husqvarna Fleet Services™ makes your workday easier by visiting husqvarna.com/FleetServices

The easy way to keep track of and optimise your fleet

Managing a large, mixed and widespread fleet of machines and other equipment is a challenging task for any landscaping business or municipality. With Husqvarna Fleet Services™ you can easily monitor, collect and analyse the data from each machine on geographic position, running hours, and service history. This helps you ensure that your fleet is optimally composed, in perfect technical condition and efficiently utilised.



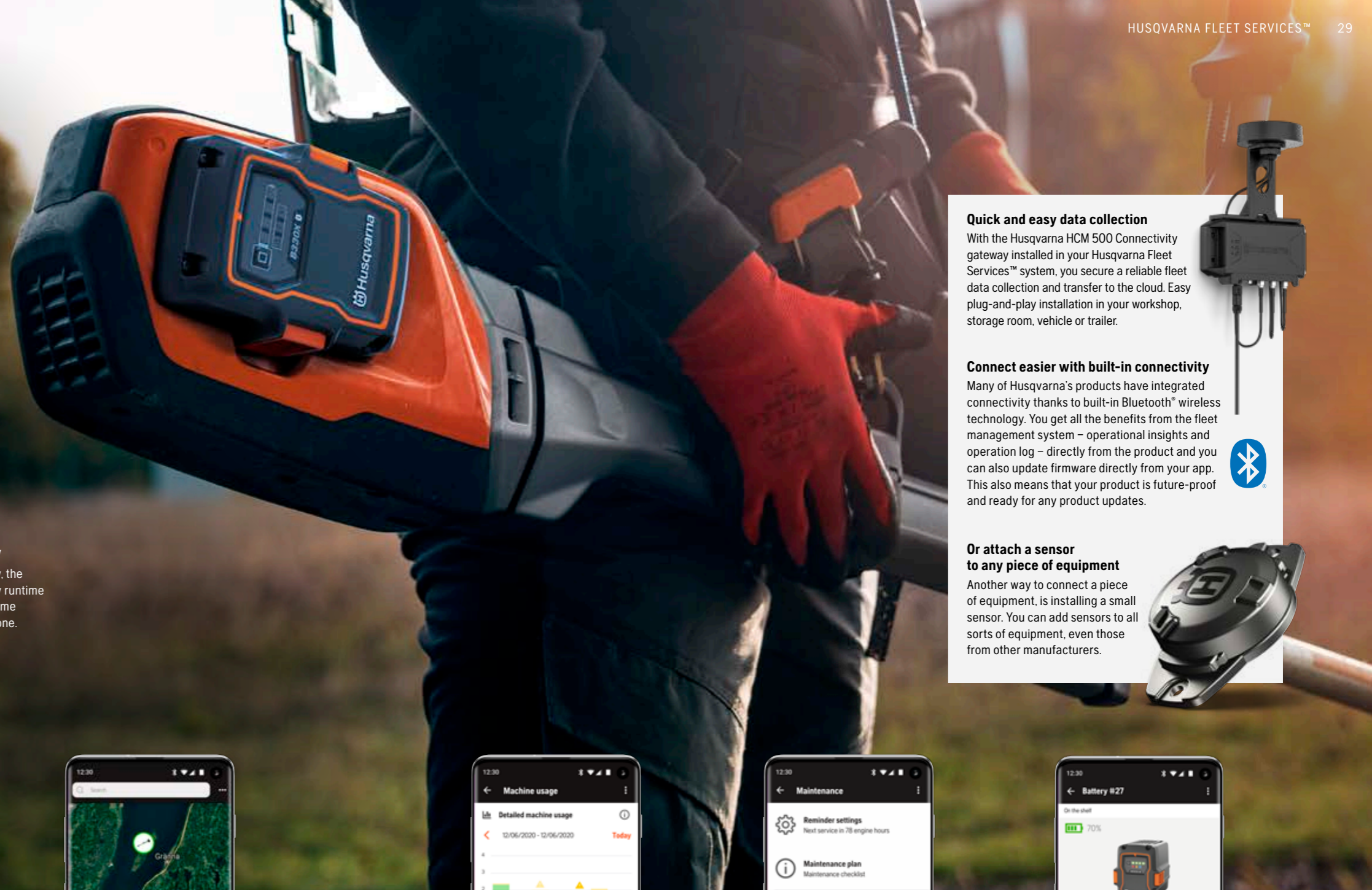
Base your purchases on facts

The machine usage report tells exactly how many of your machines you actually use – you might be able to do the same job with fewer of them. Since you know the engine hours of each piece of equipment, you can easily identify the ones that will last another season.



Analyse data to increase productivity

The more you run your equipment each day, the more you get done. By looking into the daily runtime of each machine, you'll be able to identify time thieves that get in the way, and get more done.



Quick and easy data collection

With the Husqvarna HCM 500 Connectivity gateway installed in your Husqvarna Fleet Services™ system, you secure a reliable fleet data collection and transfer to the cloud. Easy plug-and-play installation in your workshop, storage room, vehicle or trailer.



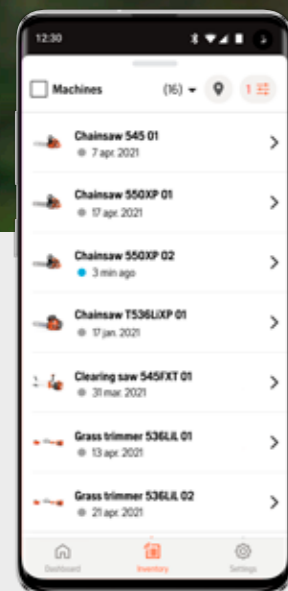
Connect easier with built-in connectivity

Many of Husqvarna's products have integrated connectivity thanks to built-in Bluetooth™ wireless technology. You get all the benefits from the fleet management system – operational insights and operation log – directly from the product and you can also update firmware directly from your app. This also means that your product is future-proof and ready for any product updates.



Or attach a sensor to any piece of equipment

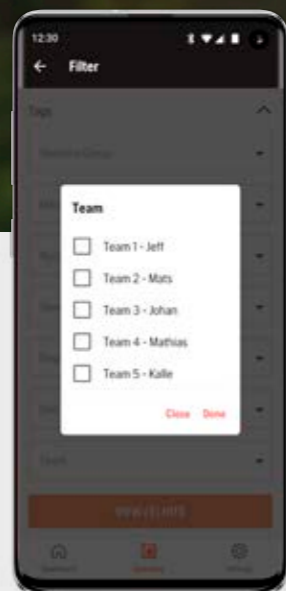
Another way to connect a piece of equipment, is installing a small sensor. You can add sensors to all sorts of equipment, even those from other manufacturers.



INVENTORY CONTROL

All your equipment in one place

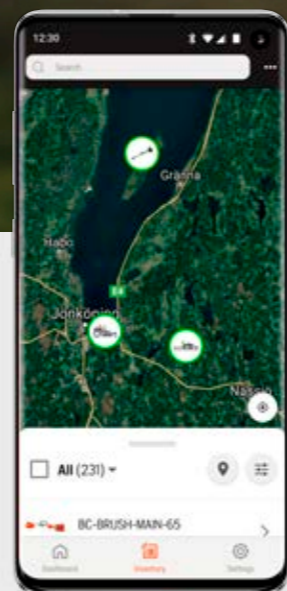
Don't rely on paperwork. With Husqvarna Fleet Services™, you just check the inventory list, and you know exactly how many machines you have of each type. Give them unique names, and you can easily tell which is which.



TAGS

Create machine categories

By using tags, different machines can be categorised and "tagged" for different purposes. Examples can be "tagging" machines for different locations, to different teams, etc. This grouping provides an easier handling in the everyday work for the different roles in Husqvarna Fleet Services™.



MACHINE LOCATION

Track them all on the map

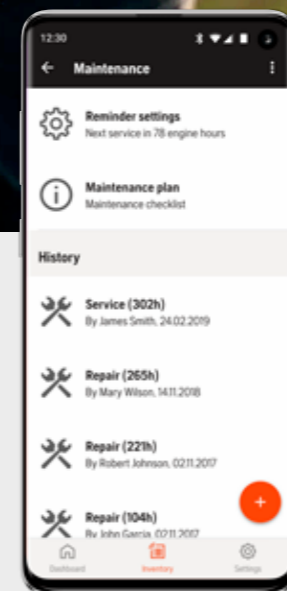
Always keep track of where you last had your equipment. As soon as a connected machine is in Bluetooth® distance from a HCM 500 Connectivity Gateway, its location is registered. So whenever you're looking for a machine, you just check the map to find out if it's in storage, away for service or out working.



MACHINE STATISTICS

See when and how much you've used it

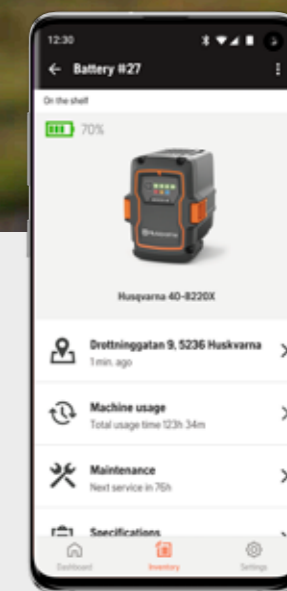
Since the system tracks the engine hours and usage of every machine, you can easily get an overview. You can produce a workday log with detailed information on how many hours they have been used every day.



SERVICE OVERVIEW

Service history and notifications

By using Husqvarna Fleet Services™, you always have access to the service history for each piece of equipment, making it much easier to keep track of its status and troubleshoot in case of a breakdown. You can also get service reminders based on actual engine hours or calendar time, to make sure your equipment is always in great shape.



CONNECTED BATTERIES

Keep control of your batteries' status

Our connected batteries with built-in Bluetooth® wireless technology keep you in control of their charging level, usage stats and health condition. A quick check in Husqvarna Fleet Services™ lets you know if your batteries are charged, available and ready for your workday.



44 How long will the battery last? Check out the charging and runtime charts.

26 Manage and optimise your fleet with by using Husqvarna Fleet Services™.

Husqvarna Battery-powered products

The broad and purposeful range of powerful Husqvarna BLi-X 36V machines, batteries and chargers is designed to minimise the hassle in a wide number of tasks, adding hard-to-match flexibility to your operation. These high-capacity, user-friendly tools deliver impressive performance as well as the durability you need for tough use during long working hours. They also come with the benefit of low vibrations and noise levels. On top of that, they make it possible for you to work in complete absence of fumes.

Top features of Husqvarna battery products

1. CORDLESS PERFORMANCE

Our range of professional battery machines are now stronger than ever, enabling a smooth transition from petrol to battery. Work any way you want, with the battery in your machine for maximum agility, in your Battery Belt Flexi for optimised weight distribution, or use a back pack battery for maximum runtime.

2. FLEXIBLE PLATFORM

Our Husqvarna BLi-X 36V battery system is based on a common platform for maximum flexibility. You choose the batteries, chargers and accessories that fit your specific needs and requirements.

3. LOW NOISE AND VIBRATIONS

Our battery machines produce low vibrations, lower noise (than equivalent petrol-powered machine) and give off no fumes, which is great for you and for people in the area you're working in.

4. LOWER RUNNING COSTS

Normally, charging a battery is cheaper than a tank of fuel. The lower running costs make our battery machines pay for themselves.

5. HIGH-PERFORMANCE BATTERIES

Husqvarna's high-powered batteries are pushing the boundaries for 36V battery-powered equipment. Our lithium-ion batteries are developed for high performance, long lifetime and short charging time.

6. ACTIVECOOL

The ActiveCool feature enables active battery cooling during charging and discharging. This keeps charging times short and productivity high, even under demanding conditions.

7. WEATHERPROOF DESIGN

Our battery machines and batteries fulfill the IPX4 classification for water resistance, making them long-term reliable working tools, also in wet conditions.

8. FLEXIBLE CHARGING SOLUTIONS

You have many options to find your best charging solution: High-power fast chargers, low-power chargers for overnight charging, mobile chargers, multi-rack chargers, and more.

9. INTEGRATED CONNECTIVITY

Batteries and machines with a built-in connectivity module can connect with Husqvarna Fleet Services™ without need for an external sensor.

10. BRUSHLESS E-TORQ™ MOTORS

The brushless E-TORQ™ motors developed and produced by Husqvarna are perfectly adapted for each application. They withstand tough professional use and are completely maintenance-free.



- 2 Flexible platform
- 4 Lower running costs
- 7 Weatherproof design
- 1 Cordless performance
- 3 Low noise and vibrations
- 9 Integrated connectivity
- 10 Brushless E-TORQ™ motors
- 5 High-performance batteries
- 6 ActiveCool
- 8 Flexible charging solutions



EXPLORE ONLINE
Explore our entire range of battery products at husqvarna.com/Professional-Battery



BATTERY CHAINSAW

542i XP®



.325" mini, .325"
 30-40 cm
 3.1 kg

The world's first battery chainsaw equipped with a centrifugal clutch, delivering outstanding cutting capacity with a kick-start energy experience. This powerful battery chainsaw is comparable to a 40cc petrol saw. A highly efficient tool for tree care jobs and arborist ground crews. Provides the control and response of petrol power combined with all battery benefits. For full performance we recommend the 40-B220X or 40-B330X battery.

- Brushless E-TORQ™ motor
- savE™
- Intuitive keypad with battery status
- Weatherproof (IPX4)
- Integrated connectivity
- 40cc class cutting performance
- Oil sensor
- Heated handles (optional)

BATTERY CHAINSAW

540i XP®



.325" mini, 3/8" mini, 1/4"
 30-40 cm
 2.9 kg

A rear-handle battery-powered chainsaw with impressive power output – on par with a professional 40cc petrol chainsaw. Ideal for tree removal and thinning as well as for arborist groundcrew work. Features advanced user interface with battery status and start/stop, excellent ergonomics and provides user-friendly balance and manoeuvrability. For full performance we recommend the 40-B220X or 40-B330X battery.

- Brushless E-TORQ™ motor
- savE™
- Intuitive keypad with battery status
- Weatherproof (IPX4)
- Integrated connectivity
- 40cc class cutting performance
- Oil sensor
- Heated handles (optional)

BATTERY CHAINSAW

535i XP®



.325" mini, 1/4" mini
 25-35 cm
 2.6 kg

A lightweight and powerful, battery-powered chainsaw. Ideal for crown reduction and lighter tree removals where you need the extra reach a rear-handle chainsaw provides. Features excellent ergonomics, high chain speed and all the comfort of battery power without compromising on performance.

- Brushless E-TORQ™ motor
- savE™
- Intuitive keypad
- Weatherproof (IPX4)
- 35cc class cutting performance

BATTERY POLE SAWS

530iPX



3/8" mini
 25-30 cm
 180 cm
 3.1 kg

Battery-powered clearing saw that also can be used as a pole saw (the cutting head can be angled 90 degrees) with a power output equivalent of a 30cc petrol machine. Its low weight, excellent ergonomics and quiet operation make it comfortable to use in any location at any time of day.

- Brushless E-TORQ™ motor
- savE™
- Intuitive keypad
- Weatherproof (IPX4)
- Adjustable, slimmed design cutting head

BATTERY POLE SAWS

530iP4



1/4"
 25-30 cm
 250 cm
 3.4 kg

Battery pole saw with a performance power output equivalent of a 30cc petrol machine. Its low weight, excellent ergonomics and quiet operation make it comfortable to use in any location at any time of day.

- Brushless E-TORQ™ motor
- savE™
- Intuitive keypad
- Weatherproof (IPX4)
- Slimmed design cutting head

BATTERY POLE SAWS

530iPT5



1/4"
 25-30 cm
 400 cm
 5.0 kg

Battery pole saw with a telescopic shaft that presents users with our longest reach, with a power output equivalent of a 30cc petrol machine. Its low weight, excellent ergonomics and quiet operation make it comfortable to use in any location at any time of day.

- Brushless E-TORQ™ motor
- savE™
- Intuitive keypad
- Weatherproof (IPX4)
- Telescopic shaft
- Slimmed design cutting head

BATTERY TREE-CARE CHAINSAW

T542i XP®



.325" mini
 30-35 cm
 2.9 kg

The world's first top-handle battery chainsaw equipped with a centrifugal clutch, delivering outstanding cutting capacity with a kick-start energy experience. This powerful battery chainsaw is comparable to a 40cc petrol saw. A highly efficient tool for tree climbers who want all the benefits of cordless electric power for any challenges up in the tree. For full performance we recommend the 40-B220X or 40-B330X battery.

- Brushless E-TORQ™ motor
- savE™
- Intuitive keypad with battery status
- Weatherproof (IPX4)
- Integrated connectivity
- 40cc class cutting performance
- Oil sensor
- Heated handles (optional)

BATTERY TREE-CARE CHAINSAW

T540i XP®



.325" mini, 1/4" mini
 30-40 cm
 2.5 kg

A versatile top-handle battery-powered chainsaw with impressive power output – on par with a professional 40cc petrol chainsaw. Ideal for tree care and climbing work thanks to excellent ergonomics and low weight. Features advanced user interface with battery status and start/stop, excellent ergonomics and provides user-friendly balance and manoeuvrability. For full performance we recommend the 40-B220X or 40-B330X battery.

- Brushless E-TORQ™ motor
- savE™
- Intuitive keypad with battery status
- Weatherproof (IPX4)
- Integrated connectivity
- 40cc class cutting performance
- Oil sensor
- Heated handles (optional)

BATTERY TREE-CARE CHAINSAW

T535i XP®



.325" mini, 1/4" mini
 25-35 cm
 2.4 kg

A very lightweight and powerful, battery-powered top-handle chainsaw. Ideal for crown reduction and lighter tree removals. Features excellent ergonomics, high chain speed and all the comfort of battery power, with a power output equivalent of a 35cc petrol chainsaw.

- Brushless E-TORQ™ motor
- savE™
- Intuitive keypad
- Weatherproof (IPX4)
- 35cc class cutting performance

BATTERY BRUSHCUTTER

535iRXT



45 cm
 4.9 kg

Robust, high-performance battery-powered brushcutter with a power output equivalent to a 35cc petrol brushcutter. Lightweight and well-balanced for full-time use. Features ErgoFeed® trimmer head and provides excellent comfort thanks to the Balance XB™ harness. Includes trimmer head and grass blade.

- Brushless E-TORQ™ motor
- 3-speed mode
- Intuitive keypad with battery status
- ErgoFeed® trimmer head
- LowVib®
- Integrated connectivity
- Weatherproof (IPX4)

BATTERY BRUSHCUTTER

535iRX



45 cm
 4.9 kg

Robust, high-performance battery-powered brushcutter with a power output equivalent to a 35cc petrol brushcutter. Lightweight and well-balanced for full-time use. Includes trimmer head and grass blade.

- Brushless E-TORQ™ motor
- 3-speed mode
- Intuitive keypad with battery status
- LowVib®
- Weatherproof (IPX4)

BATTERY BRUSHCUTTER

535iFR



45 cm
 4.5 kg

Robust and versatile, high-performance battery-powered brushcutter with a power output equivalent to a 35cc petrol brushcutter. Lightweight and well-balanced for frequent use on grass, brush and for light forestry clearing. Includes trimmer head, grass blade and saw blade.


- Brushless E-TORQ™ motor
- 3-speed mode
- Intuitive keypad with battery status
- Integrated connectivity
- Weatherproof (IPX4)

BATTERY BRUSHCUTTER
525iRXT


46 cm
4.2 kg

Efficient brushcutter with a power output equivalent to a 25cc brushcutter. Lightweight and well balanced for full-time use, with robust and durable design. Excellent comfort thanks to the high handle tower with anti-vibration and ErgoFeed® trimmer head. Trimmer head and grass blade included.



- Brushless E-TORQ™ motor
- 3-speed mode
- Intuitive keypad with battery status
- ErgoFeed® trimmer head
- LowVib®
- Integrated connectivity
- Weatherproof (IPX4)

BATTERY BRUSHCUTTER
520iRX


40 cm
3.8 kg

A lightweight, battery-powered brushcutter with high performance. Perfect for gardeners, landscapers and contractors. Features excellent ergonomics and balance. 2-way rotation trimmer head and long-lasting brushless motor.

- Brushless E-TORQ™ motor
- savE™
- Intuitive keypad
- Weatherproof (IPX4)
- Two-way rotation

BATTERY TRIMMER
525iLXT


46 cm
3.1 kg

Battery-powered loop-handle grass trimmer, with power equivalent to a 25cc petrol trimmer. Lightweight and well balanced for full-time use, with robust and durable design. Excellent comfort thanks to the ErgoFeed® trimmer head.


- Brushless E-TORQ™ motor
- 3-speed mode
- Intuitive keypad with battery status
- ErgoFeed® trimmer head
- Integrated connectivity
- Weatherproof (IPX4)

BATTERY HEDGE TRIMMER
522iHD75


75 cm
4400 cuts/min
3.9 kg

Well-balanced, lightweight battery hedge trimmer with high cutting capacity. Power equivalent to a petrol machine. Optimised for frequent trimming, featuring high-speed gear and double-sided cutter bar with sharp, trim cut knives grinded on three sides. Can be used with both integrated and external batteries.

- Brushless motor
- 3-speed mode
- Intuitive keypad with battery status
- Trim cut configuration
- Multi-position rear handle
- Integrated connectivity
- Weatherproof (IPX4)

BATTERY HEDGE TRIMMER
522iHD60


60 cm
4400 cuts/min
3.6 kg

Well-balanced, lightweight battery hedge trimmer with high cutting capacity. Power equivalent to a petrol machine. Optimised for frequent trimming, featuring high-speed gear and double-sided cutter bar with sharp, trim cut knives grinded on three sides. Can be used with both integrated and external batteries.


- Brushless motor
- 3-speed mode
- Intuitive keypad with battery status
- Trim cut configuration
- Multi-position rear handle
- Integrated connectivity
- Weatherproof (IPX4)

BATTERY POLE HEDGE TRIMMER
525iHF3


65 cm
4200 cuts/min
4.6 kg

Battery-powered pole hedge trimmer, equivalent to a 25cc petrol machine. With up to 3 m reach and fixed cutter bar you can cut wide, high and long hedges comfortably, also when working in noise sensitive environments.

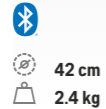
- Brushless E-TORQ™ motor
- 3-speed mode
- Intuitive keypad
- Weatherproof (IPX4)
- Trim cut configuration
- Integrated connectivity

BATTERY TRIMMER
520iLX


40 cm
3.0 kg

A lightweight, battery-powered loop-handle trimmer with high performance. Perfect for gardeners, landscapers and contractors. Features excellent ergonomics and balance. 2-way rotation trimmer head and long-lasting brushless motor.

- Brushless E-TORQ™ motor
- savE™
- Intuitive keypad
- Weatherproof (IPX4)
- Two-way rotation

BATTERY COMBI MACHINE
525iLK


42 cm
2.4 kg

Battery-powered loop-handle combi machine, with power equivalent to a 25cc petrol machine. Lightweight and well balanced for full-time use, with robust and durable design.

- Brushless E-TORQ™ motor
- 3-speed mode
- Intuitive keypad with battery status
- Integrated connectivity
- Weatherproof (IPX4)
- Click-on attachments

BATTERY HEDGE TRIMMER
522iHDR60


60 cm
3200 cuts/min
4.0 kg

Lightweight and well-balanced battery hedge trimmer with high cutting capacity. Power equivalent to a petrol machine. Optimised for trimming dense overgrown hedges, featuring a high-torque gear and double-sided cutter bar with durable coarse cut knives. Can be used with both integrated and external batteries.

- Brushless motor
- 3-speed mode
- Intuitive keypad with battery status
- Coarse cut configuration
- Multi-position rear handle
- Integrated connectivity
- Weatherproof (IPX4)

BATTERY POLE HEDGE TRIMMER
525iHE4


60 cm
4400 cuts/min
5.0 kg

Battery-powered pole hedge trimmer, equivalent to a 25cc petrol machine. With up to 4 m reach and adjustable cutter bar angle you can cut wide, high and low hedges comfortably, also when working in noise sensitive environments.


- Brushless E-TORQ™ motor
- 3-speed mode
- Intuitive keypad
- Weatherproof (IPX4)
- Adjustable cutter bar
- Trim cut configuration
- Rear impact guard
- Integrated connectivity

BATTERY POLE HEDGE TRIMMER
525iHE3


60 cm
4400 cuts/min
4.8 kg

Battery-powered pole hedge trimmer, equivalent to a 25cc petrol machine. With up to 3.5 m reach and adjustable cutter bar angle you can cut wide, high and low hedges comfortably, also when working in noise sensitive environments.

- Brushless E-TORQ™ motor
- 3-speed mode
- Intuitive keypad
- Weatherproof (IPX4)
- Adjustable cutter bar
- Trim cut configuration
- Rear impact guard
- Integrated connectivity

BATTERY POLE HEDGE TRIMMER
520iHT4


55 cm
4000 cuts/min
5.5 kg

Battery-powered pole hedge trimmer with a unique design and up to 4.5 m reach. Cut wide, high and low hedges efficiently thanks to the adjustable cutter bar angle. It combines top performance with low weight, low vibration levels and quiet operation, so you can use it in noise-sensitive environments.

- Brushless motor
- savE™
- Intuitive keypad
- Weatherproof (IPX4)
- Adjustable cutter bar
- Trim cut configuration
- Rear impact guard
- Telescopic shaft

BATTERY POLE HEDGE TRIMMER 520iHE3



55 cm
4000 cuts/min
4.2 kg

Battery-powered pole hedge trimmer with a unique design and up to 3.5 m reach. Cut wide, high and low hedges comfortably thanks to the adjustable cutter bar angle. It combines market-leading performance with low weight, low vibration levels and extremely quiet operation, so you can use it in noise-sensitive environments.

- Brushless motor
- savE™
- Intuitive keypad
- Weatherproof (IPX4)
- Adjustable cutter bar
- Trim cut configuration
- Rear impact guard

BATTERY BLOWER 550iBTX



21 N
15.6 m²/min
6.3 kg

Powerful and ergonomic backpack battery blower with impressive blow force (21 N). Its low vibration and noise levels make it possible for you to work in public settings, and since the blower is weatherproof, you can increase both flexibility and productivity.

- Brushless motor
- Intuitive keypad
- Boost mode
- Cruise control
- Weatherproof (IPX4)
- Ergonomic harness
- Integrated connectivity (optional)

NEW

BATTERY BLOWER 530iB



18 N
16.3 m²/min
2.7 kg

High-performance handheld battery blower. With high blowing force, low noise levels and zero CO₂ emissions during use. Extend your working day also in public, noise sensitive areas. Thanks to the cordless, well-balanced design and low weight, you can move around freely.

- Brushless motor
- Intuitive keypad
- Fully variable speed mode
- Continuous boost mode
- Cruise control
- Weatherproof (IPX4)
- Integrated connectivity

BATTERY LAWN MOWER LB 553iV



1500 W
53 cm
28–65 mm



Husqvarna LB 553iV is a robust, self-propelled, battery-powered BioClip® mower for commercial use. It's suitable for mowing mid-sized to larger areas or as a complementary trimming tool for ride-on or robotic mowers. PowerBoost and active cooling make it possible to cut uneven and high grass. Double battery slots and the option of a backpack battery enable extended runtime.

- Brushless motor
- BioClip®
- Self-propelled, 4-step variable speed
- savE™
- Dual battery slots and backpack option
- Weatherproof (IPX4)
- PowerBoost™
- Side protection bumper
- Intuitive keypad
- Ergonomic, side-adjustable handle

BATTERY LAWN MOWER LC 551iV



1500 W
51 cm
26–74 mm



The self-propelled Husqvarna LC 551iV model is a robust, battery-powered collecting lawn mower for commercial use. The variable speed is convenient when cutting complex lawns, while PowerBoost and active cooling allow you to cut uneven and high grass efficiently. Extended runtime is enabled by double battery slots and backpack battery option.

- Brushless motor
- Collection/ BioClip®/Rear discharge
- Self-propelled, 4-step variable speed
- savE™
- Dual battery slots and backpack option
- Weatherproof (IPX4)
- PowerBoost™
- Side and front protection bumper
- Intuitive keypad

BATTERY LAWN MOWER LB 548i



1500 W
48 cm
30–60 mm



Husqvarna LB 548i is a compact, robust, battery-powered BioClip® mower for commercial use. The heavy-duty commercial powerhead makes LB 548i a reliable partner for a long time. PowerBoost and active cooling allow you to cut uneven and high grass. Double battery slots and the option of a backpack battery enable extended runtime.

- Brushless motor
- BioClip®
- savE™
- Dual battery slots and backpack option
- Weatherproof (IPX4)
- PowerBoost™
- Side protection bumper
- Intuitive keypad
- Ergonomic, side-adjustable handle



HUSQVARNA LEASE PLUS

Upgrade your equipment – without upfront payment

With operational leasing, you'll get the new Husqvarna products you need without any upfront investments. You know all the costs involved from the start, which helps financial planning. Everything is included – equipment, parts, yearly services and repairs, insurance against theft and more.



READ MORE

For more in-depth information on Husqvarna Lease Plus, please visit husqvarna.com/ProLeasePlus

BATTERY LAWN MOWER LB 448iV



1200 W
48 cm
30–60 mm



The self-propelled Husqvarna LB 448iV model is a robust battery-powered BioClip® mower built for part-time professional use. The aluminium cutting deck and high-performance powerhead make this mower a reliable partner for many years. The savE™ feature extends runtime when you don't need full power, while PowerBoost™ and active cooling allow you to cut tall, lush grass.

- Brushless motor
- BioClip®
- Self-propelled, 4-step variable speed
- PowerBoost™
- Weatherproof (IPX4)
- savE™
- Dual battery slots
- Intuitive keypad
- Ergonomic, side-adjustable handle

BATTERY LAWN MOWER LB 448i



1200 W
48 cm
30–60 mm



The robust Husqvarna LB 448i model is a battery-powered, easy-to-use BioClip® mower ideal for part-time professional use. This durable and reliable mower features an aluminium cutting deck and high-performance powerhead. The savE™ feature extends runtime when you don't need full power, while PowerBoost™ and active cooling allow you to cut tall, lush grass.

- Brushless motor
- BioClip®
- PowerBoost™
- Weatherproof (IPX4)
- savE™
- Dual battery slots
- Intuitive keypad
- Ergonomic, side-adjustable handle

BATTERY LAWN MOWER LB 442i



1200 W
42 cm
35–55 mm



Husqvarna LB 442i is a small, easy-to-use battery-powered BioClip® mower built for part-time professional use. Its robust aluminium cutting deck and heavy-duty commercial powerhead make it a truly robust and reliable partner for years to come. PowerBoost™ and active cooling make it possible to cut uneven and high grass.

- Brushless motor
- BioClip®
- PowerBoost™
- Weatherproof (IPX4)
- savE™
- Dual battery slots
- Intuitive keypad
- Ergonomic, side-adjustable handle

BATTERY POWER CUTTER

K 540i



267 mm
6 kg

Battery power cutter developed for hardscaping, masonry and landscaping. The excellent power-to-weight ratio, optimal balance and 100 mm cutting depth make it ideal for fast, efficient handheld cutting jobs – wet as well as dry. Equipped with X-HALT® blade brake function capable of stopping the rotation of the blade in fraction of a second. K540i is ergonomic and user-friendly, with low vibrations. Diamond blade included.

- Husqvarna BLi-X 36V battery system
- Brushless E-TORQ™ motor
- X-HALT® blade brake function
- Electric blade break
- Intuitive keypad
- Weatherproof (IPX4)
- Integrated connectivity

BATTERY POWER CUTTER

K 535i



230 mm
3.5 kg

Battery power cutter with excellent output that provides flexibility for lighter concrete jobs. Ergonomic and lightweight, ideal for landscapers, pavers and roofers. Thanks to low vibrations and the centered placement of the blade, you get superior cutting control compared to conventional angle grinders. Diamond blade included.

- Husqvarna BLi-X 36V battery system
- Brushless E-TORQ™ motor
- Electric blade break
- savE™
- Intuitive keypad
- Weatherproof (IPX4)
- Integrated carry loop

BATTERY CONCRETE CORE DRILL

DM 540i



15–75 mm
4.9 kg

Powerful battery drill motor for handheld core drilling up to 75 mm diameter (100 mm diameter with stand), excellent for the hardscaping craftsman drilling in asphalt, concrete slabs and curbstone. Easy to connect to water tank and dust extractor makes it ready for both wet and dry drilling. Diamond drillbit included.

- Husqvarna BLi-X 36V battery system
- Intuitive keypad
- Integrated connectivity

BATTERY FORWARD PLATE COMPACTOR

LF 60i LAT



350 mm
69 kg

Battery-powered forward plate compactor, ideal for hardscaping as well as repair and maintenance work in driveways and parking lots. Dual battery slots with automatic switching and energy-efficient electric motor means long runtime. Patented handle with vibration levels below 2.5 m/s² allows hours of work without becoming fatigued or exceeding any regulatory threshold limit values.

- Husqvarna BLi-X 36V battery system
- Dual battery slots
- Easy to start and use
- Transport wheels

BATTERY DUST EXTRACTOR

DE 110i H



0.9 kW
26 kg

This H-class dust extractor is powered by Husqvarna's own BLi-X 36V batteries and is an excellent match for the K 535i and K 540i power cutters as well as other handheld equipment within the Husqvarna BLi-X 36V system. DE 110i is compact yet powerful, and easy to transport. It features a user friendly HMI, e-flow, that automatically adjusts the airflow and the entire machine is designed for efficient decontamination and serviceability.

- Husqvarna BLi-X 36V battery system
- e-flow technology
- Longopac® attachment system
- Easy transportation

BATTERY WORK LIGHT

WL 8i



3.5 kg

Powerful and durable battery-powered LED work light. Highly versatile, ideal for many applications. Adjustable brightness in three steps up to 8,000 lumen. Built-in USB outlet to charge mobile devices.

- Husqvarna BLi-X 36V battery system
- Adjustable light angle
- Up to 48 hours operating time

WATER TANK

HUSQVARNA WT 15i



Compact and easy-to-use water tank with electric pump. Battery-powered, Husqvarna BLi-X 36V system. Capacity of 15 litres.

599 58 23-02
599 58 24-09, WT 15i kit

Work any way you want



1
FOR MAXIMUM AGILITY
The battery in the machine

2
OPTIMISED WEIGHT
The battery on your hip

3
FOR MAXIMUM RUNTIME
The battery on your back

BACKPACK BATTERY KIT WITH HARNESS

BLi950X



31.1 Ah/1120 Wh
9.4 kg with harness
967 09 32-01

High-capacity 31.1 Ah backpack battery with long-lasting capacity and top-class performance, allowing you to work longer with higher efficiency. Ergonomically designed harness and battery adapter included.

- ActiveCool
- Weatherproof
- Detachable support foot

BACKPACK BATTERY WITHOUT HARNESS

BLi950X



31.1 Ah/1120 Wh
7 kg
579 82 22-01

This high-capacity 31.1 Ah battery can be fitted as power source on top of our 500 series battery lawn mowers. You can mow longer without having to carry the battery on your back. The mounting bracket is sold separately.

- ActiveCool
- Weatherproof

NEW

BATTERY

40-B540X



15Ah/540 Wh
2.9 kg
970 72 13-01

Integrated long-life Husqvarna BLi-X 36V battery with outstanding performance and maximum runtime for the most power-demanding applications. Designed for good grip and high visibility. Spare part kit available.

- ActiveCool
- Integrated connectivity
- Weatherproof (IPX4)
- Temperature warning LED

NEW

BATTERY

40-B330X



9 Ah/324 Wh
1.9 kg
970 60 77-01

Integrated long-life battery with maximum power and very high capacity for very power-demanding applications. Designed for good grip and high visibility. Spare part kit available.

- ActiveCool
- Integrated connectivity
- Weatherproof (IPX4)
- Temperature warning LED

NEW

BATTERY

40-B220X



6 Ah/216 Wh
1.4 kg
970 60 78-01

Integrated long-life battery with low weight and high capacity for power-demanding applications. Designed for good grip and high visibility. Spare part kit available.

- ActiveCool
- Integrated connectivity
- Weatherproof (IPX4)
- Temperature warning LED

NEW

BATTERY

40-B140X



4 Ah/144 Wh
1.2 kg
970 60 79-01

Integrated long-life battery with low weight and optimised capacity for trimmers, hedge trimmers, and smaller chainsaws. Designed for good grip and high visibility. Spare part kit available.

- ActiveCool
- Integrated connectivity
- Weatherproof (IPX4)
- Temperature warning LED



NEW

BATTERY CHARGER

40-C750X



750W high-power charger for fast charging of high-capacity batteries. Built-in duo-fan with separate air streams provide effective cooling of the battery and the charger's electronics. This ensures short cooling downtime and maximum charging efficiency.

- ActiveCool
- Intuitive LED indicator

NEW

BATTERY CHARGER

40-C500X



500W high-power charger with built-in duo-fan. The separate air streams provide effective cooling of the battery and the charger's electronics to ensure short cooling downtime and maximum charging efficiency.

- ActiveCool
- Intuitive LED indicator

NEW

BATTERY CHARGER WALL MOUNT

40-C



Robust wall mounting bracket for convenient and secure mounting of your 40-C750X/40-C500X charger in your workshop or work vehicle.

The truly mobile battery charging solution

Husqvarna's mobile battery management solution for your vehicle provides organised storage, secure transport, and efficient charging of your Husqvarna BLi-X 36V batteries. You save time and effort by reducing the daily loading and unloading of your batteries. You also ensure efficient and reliable charging in optimal conditions, regardless of the ambient temperature for the best battery performance in the field every day.

Charging Hub L Van



Large, robust mobile charging hub ready to install inside your vehicle. Brings all the batteries for your team in one place, with full charge ensured in the morning.

- Charge up to 16 Husqvarna BLi-X 36V batteries overnight
- Optimal battery temperature control with active heating and cooling
- Additional fast chargers can be added
- Can be connected to any standard wall socket
- Additional drawer for spare parts and accessories
- Space for Husqvarna battery boxes on top
- Dedicated space for mounting Husqvarna HCM 500 Connectivity gateway
- Four additional sockets on outside of the hub
- Top-mounted tool board

Charging Hub S Van



Robust mobile charging hub ready to install inside your vehicle. Brings all the batteries for your team in one place, with full charge ensured in the morning.

- Charge up to 8 Husqvarna BLi-X 36V batteries overnight
- Optimal battery temperature control with active heating and cooling
- Additional fast chargers can be added
- Can be connected to any standard wall socket
- Additional drawer for spare parts and accessories
- Space for Husqvarna battery boxes on top
- Dedicated space for mounting Husqvarna HCM 500 Connectivity gateway
- Two additional sockets on outside of the hub

Charging Hub L Flatbed



Large, robust and weatherproof mobile charging hub ready to install on your vehicles flatbed. Brings all the batteries for your team in one place, with full charge ensured in the morning.

- Charge up to 16 Husqvarna BLi-X batteries overnight
- Optimal battery temperature control with active heating and cooling
- For all weather use
- Lockable
- Additional fast chargers can be added
- Can be connected to any standard wall socket
- Additional space for spare parts and accessories
- Four additional sockets on outside of the hub
- Load securing rails on side

BATTERY CHARGER

40-C80 Charging Rail Kit



A convenient way to charge up to 8 BLi-X 36V batteries simultaneously. The rail can be wall-mounted horizontally or vertically to save space and keep your chargers and cables in good order. The 8-to-1 cable connection needs only one wall socket for power. This low-powered charging system is ideal for overnight charging. It has no cooling fans and doesn't create any disturbing noise. Kit includes one 40-C80 Charging Rail, accessories for assembly, and eight 40-C80 battery chargers.

970 62 19-01, rail, incl. cable and 8 units 40-C80 chargers
536 14 43-01, rail unit only

BATTERY CHARGER

40-C1000X4



High-powered, portable multi-rack battery charger and transport box for in- and outdoor use. Smart charging of up to 4 batteries in parallel with high charging power – max. 1000W total charging power and max. 600W per battery slot. Supports ActiveCool to shorten the charging time and prolong battery life. Robust and stackable design.

- ActiveCool
- Tool compartment
- Charge status LED on outside
- Weatherproof (IPX4)
- Detachable cable
- Dedicated compartment for tracking device
- Lockable with pad lock
- Ergonomic side handles

BATTERY CHARGER

40-C80



72W single bay charger with low power demand, perfect for over-night charging. Charging LED indicator. Desktop use or easy wall mounting.

BATTERY CHARGER

QC80F



80W car charger for charging from a 12V car/truck outlet during transport.

BATTERY USB ADAPTER

40-USB150X



Versatile and compact bi-directional USB adapter. Use it to either charge personal USB devices from your Husqvarna BLi-X 36V battery or charge your 36V battery up to 100W via the bi-directional USB-C PD slot.

NEW

Cabinets for storage and charging of lithium-ion batteries

Husqvarna battery charging cabinets for storage and charging of lithium-ion batteries. Easy commissioning without any additional electrical installation. Fire resistance for 90 minutes from inside out and outside in, in accordance with EN 1363-1 and EN 14470-1.

Charging Cabinet L

NEW



- 90-minute fire resistance (EN 1363-1 and EN 14470-1)
- Fire suppression system
- Temperature sensor
- Smoke detector
- Alarm forwarding
- Alarm differentiation
- Active ventilation
- Integrated transport base
- Ready-to-operate protective sockets built-in

Charging Cabinet M

NEW



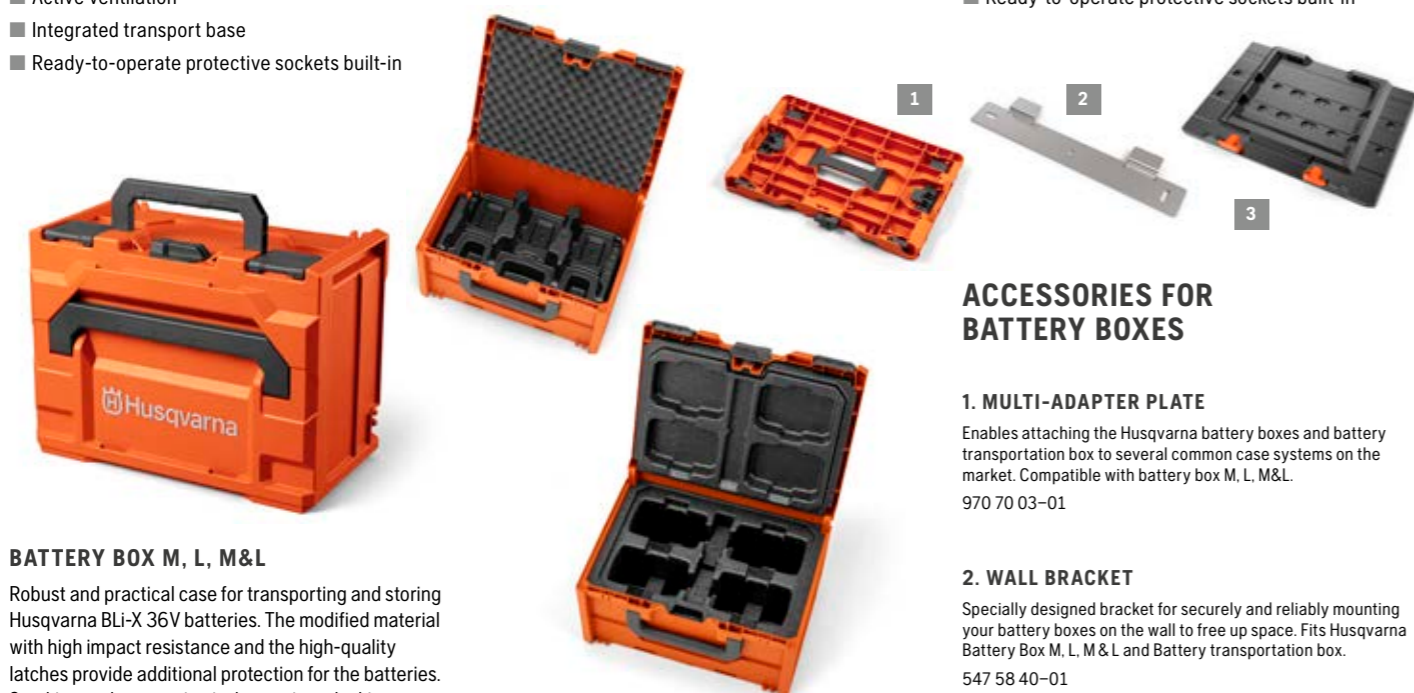
- 90-minute fire resistance (EN 1363-1 and EN 14470-1)
- Smoke detector
- Alarm forwarding
- Integrated transport base
- Ready-to-operate protective sockets built-in

Charging Cabinet S

NEW



- 90-minute fire resistance (EN 1363-1 and EN 14470-1)
- Smoke detector
- Alarm forwarding
- Active ventilation
- Fits under a workbench
- Equip with castor set for plinth
- Ready-to-operate protective sockets built-in



BATTERY BOX M, L, M&L

Robust and practical case for transporting and storing Husqvarna BLi-X 36V batteries. The modified material with high impact resistance and the high-quality latches provide additional protection for the batteries. Stacking and connection is done using a locking system to allow one-hand use. Three different types of inserts are also available separately.

- 538 68 73-01, Box M, incl. insert, fit for up to 6pcs of 40-B140X/40-B220X
- 546 11 39-01 Box L, incl. insert, fit for up to 6pcs of 40-B330X
- 546 11 40-01 Box M&L, incl. insert, fit for up to 3pcs of 40-B140X/40-B220X, and 3pcs of 40-B330X

BATTERY TRANSPORTATION BOX

Battery transportation box with integrated insert, provides great shock absorption and thermal insulation for both hot and cold applications. UN3480 certified for transportation of lithium-ion batteries.

- 538 68 74-01, incl. insert, fit for up to 4 pcs of Husqvarna BLi-X 36V batteries (excl. BLi950X and 40-B540X)

ACCESSORIES FOR BATTERY BOXES

1. MULTI-ADAPTER PLATE

Enables attaching the Husqvarna battery boxes and battery transportation box to several common case systems on the market. Compatible with battery box M, L, M&L. 970 70 03-01

2. WALL BRACKET

Specially designed bracket for securely and reliably mounting your battery boxes on the wall to free up space. Fits Husqvarna Battery Box M, L, M&L and Battery transportation box. 547 58 40-01

3. SHELF ADAPTER PLATE

Specially designed adapter plate for keeping your battery boxes securely in place on your work vehicle shelf during transport. Fits Husqvarna Battery Box M, L, M&L and Battery transportation box. 547 58 39-01

BATTERY BELT FLEXI ADAPTER KIT



590 77 67-02

For connecting to Husqvarna products with a Husqvarna BLi-X 36V battery slot. Also, for carrying spare batteries and accessories.

BATTERY BELT FLEXI CONNECTOR KIT



590 77 67-03

For connecting 522i hedge trimmers with dedicated adapter. Also, for carrying spare batteries and accessories. Adapter available for connecting to Husqvarna products with a Husqvarna BLi-X 36V battery slot (sold separately).

ACCESSORIES BATTERY BELT FLEXI



1. HARNESS FOR BATTERY BELT FLEXI

Thanks to the padded shoulder straps, the harness evens the load distribution over the shoulders when using machines in different angles.

593 83 76-01

2. ADAPTER FOR 522i HEDGE TRIMMERS

Adapter dedicated for 522i hedge trimmer, for hassle-free operation when connecting to a backpack battery or battery belt.

598 82 88-01

3. ADAPTER

Connects your handheld equipment to a backpack battery or to a battery belt FLEXI with connector kit, for a more comfortable workday.

582 78 05-01

4. ACCESSORY BAG

Convenient bag that fits your battery belt FLEXI. For storing all sorts of small tools, water bottle and other accessories.

596 25 29-01

5. BATTERY CARRIER

Attach up to three battery carriers to your battery belt FLEXI or one carrier to your Balance XB™ harness.

590 77 72-01

6. COMBI HOLSTER WITH WEDGE POCKET

Combi holster for lifting tong, or lifting hook plus a pocket for wedges.

593 83 83-02

7. FILE AND COMBI-TOOL HOLDER

Holder for one round and one flat file, plus combi-tool. The holder effectively prevents broken or lost tools.

593 83 94-01

8. SPRAY CAN HOLDER

Holder for spray can, makes sure the can is securely kept in its place.

593 83 95-01

9. CARRIER HOOK

A multi-purpose hook for carrying various tools, water cans or other equipment.

593 83 96-01

NEW BATTERY CASE

A convenient case for carrying your batteries and other gear to work. Holds up to four Husqvarna BLi-X batteries, well-organised and protected from damage. Can also be used for tools, spare parts and consumables etc.

547 29 11-01



BATTERY CASE FOR CHAINSAW

A special version of the battery case adapted with accessories for chainsaw work. Equipped with shoulder strap, chain oil can and tool box with lid.

547 29 11-02

ACCESSORIES FOR HUSQVARNA BATTERY CASE

1. OIL CAN

Robust 1.2 litre oil can. Equipped with an easy-to-fill oil spout that helps avoid spills. Tailor made for battery compartment. 547 29 39-01

2. SHOULDER STRAP

The strap is padded for extra comfort and can be quickly adjusted to your height. 547 29 38-01

3. TOOL BOX

Equipped with a lid and offers space for different tools or smaller spare parts needed at your workplace. Easy to insert into the battery compartment. 547 29 40-01

BACKPACK BATTERY HARNESS

Ergonomically designed harness for carrying a backpack battery. It allows you to easily detach and switch batteries between team members while keeping your harness optimally adjusted for individual fit. It's also a perfect harness for the 530iPX clearing saw.

582 90 90-01



BATTERY BOX PLYWOOD

A sturdy, durable wooden box for convenient protection and transportation of two Husqvarna BLi-X 36V batteries and one charger. Designed for professional use. UN3480 certified for transportation of lithium-ion batteries.

529 47 51-01

How long will the battery last?

The operating time with a fully charged battery depends on three variables: the capacity of the battery, which machine the battery is used with, and the type of application. The chart shows an estimate of the operating time you can expect from your Husqvarna battery equipment in different work situations.

The charging time for a fully discharged battery depends on the capacity of the battery and which of the chargers you use. In many cases the charging time will be shorter than the working time. This means that with two batteries available, you can work continuously – one battery operating and the other one charging. The chart contains values for both current (Husqvarna BLi-X) and discontinued (Husqvarna BLi) battery range.



CHARGING TIME FOR DIFFERENT BATTERIES AND CHARGERS

BATTERY	CHARGING CYCLES UP TO	40-C750X		QC500		40-C500X		QC330		40-C80		QC80F	
CHARGING LEVEL		80%	100%	80%	100%	80%	100%	80%	100%	80%	100%	80%	100%
BLi100	1500	30 min	50 min	30 min	50 min	30 min	50 min	30 min	50 min	1 h 30 min	1 h 35 min	1 h 5 min	1 h 25 min
40-B140X	1500	30 min	1 h	35 min	55 min	30 min	1 h	35 min	55 min	2 h 15 min	2 h 30 min	–	1 h 40 min
BLi200	1500	30 min	50 min	30 min	50 min	30 min	50 min	30 min	50 min	3 h 5 min	3 h 15 min	2 h 25 min	2 h 40 min
BLi200X	1500	30 min	50 min	30 min	50 min	30 min	50 min	30 min	50 min	3 h 5 min	3 h 15 min	2 h 25 min	2 h 40 min
40-B220X	1500	20 min	45 min	20 min	40 min	20 min	45 min	35 min	55 min	3 h 20 min	3 h 30 min	–	2 h 25 min
BLi300	1500	35 min	1 h	35 min	1 h	35 min	1 h	1 h	1 h 20 min	4 h 10 min	4 h 25 min	4 h	4 h 20 min
40-B330X	1500	20 min	40 min	35 min	50 min	35 min	55 min	1 h	1 h 15 min	5 h 10 min	5 h 15 min	–	3 h 55 min
40-B540X	1500	N/A	N/A	N/A	N/A	N/A	N/A	N/A	N/A	N/A	N/A	N/A	N/A
BLi950X	1500	1 h 30 min	2 h 30 min	1 h 40 min	2 h 20 min	2 h	2 h 55 min	3 h	4 h 5 min	–	–	–	–

Required battery temperature for charging: min. 5°C max. 40°C

WORKING TIME ON ONE CHARGE

APPLICATION	PRODUCT NAME	BATTERY										
		BLi100	40-B140X	BLi200	BLi200X	40-B220X	BLi300	40-B330X	40-B540X	BLi950X		
CHAINSAWS												
Take down/removal	542i XP*/XP* G* T542i XP*/XP* G* 540i XP*/XP* G* T540i XP*/XP* G*	50 min	1 h 15 min	1 h 45 min	1 h 45 min	2 h	3 h	3 h	4 h 55 min	12 h		
Pruning in tree	542i XP*/XP* G* T542i XP*/XP* G* 540i XP*/XP* G* T540i XP*/XP* G* 535i XP* T535i XP*	1 h 30 min	2 h 15 min	3 h	3 h	3 h 30 min	5 h 30 min	5 h 30 min	9 h	17 h 30 min		
Pruning	542i XP*/XP* G* 540i XP*/XP* G* 535i XP* T535i XP*	40 min	55 min	1 h 15 min	1 h 15 min	1 h 30 min	2 h 15 min	2 h 15 min	3 h 40 min	7 h 30 min		
Log cutting	542i XP*/XP* G* 540i XP*/XP* G* 535i XP* T535i XP*	15 min	30 min	35 min	35 min	40 min	1 h	1 h	1 h 40 min	3 h 30 min		
Carpentering	542i XP*/XP* G* 540i XP*/XP* G* 535i XP* T535i XP*	1 h 30 min	2 h 30 min	3 h	3 h	3 h 30 min	5 h 30 min	5 h 30 min	9 h	18 h 45 min		
POWER ASCENDER												
Climbing	HUSQVARNA X SKYLOTEC POWER ASCENDER	–	–	–	–	230 metres	–	420 metres	–	–		
POLE SAWS												
Pruning	530iPT5 530iP4	50 min	1 h 30 min	2 h	2 h	2 h 15 min	3 h 30 min	3 h 30 min	5 h 40 min	11 h 30 min		
FORESTRY CLEARING SAW												
Clearing	530iPX	40 min	1 h	1 h 20 min	1 h 20 min	N/A	2 h 30 min	2 h 30 min	4 h 5 min	8 h 15 min		
BRUSHCUTTERS												
Forestry clearing	535iFR	–	25 min	30 min	30 min	35 min	1 h	1 h	1 h 40 min	3 h 20 min		
Tough cutting (grass blade)	535iRXT 535iRX 535iFR	–	20 min	25 min	25 min	30 min	45 min	45 min	1 h 15 min	2 h 25 min		
	525iRXT	–	25 min	30 min	30 min	35 min	55 min	55 min	1 h 30 min	3 h		
Tough cutting (trimmer head)	535iRXT 535iRX 535iFR	–	10 min	15 min	15 min	15 min	30 min	30 min	50 min	1 h 50 min		
	525iRXT	–	15 min	20 min	20 min	20 min	40 min	40 min	1 h	2 h 15 min		
TRIMMERS												
Tough grass cutting	525iLXT	–	15 min	20 min	20 min	25 min	40 min	40 min	1 h	2 h 15 min		
	525iLK	–	20 min	25 min	25 min	30 min	40 min	40 min	1 h	2 h 15 min		
	520iRX 520iLX	20 min	30 min	40 min	40 min	45 min	1 h 15 min	1 h 15 min	2 h	4 h 15 min		
Light grass cutting	525iLXT 525iLK	–	30 min	40 min	40 min	45 min	1 h 15 min	1 h 15 min	2 h	4 h 10 min		
	520iRX 520iLX	40 min	1 h	1 h 20 min	1 h 20 min	1 h 30 min	2 h 15 min	2 h 15 min	3 h 40 min	8 h 15 min		

APPLICATION	PRODUCT NAME	BATTERY										
		BLi100	40-B140X	BLi200	BLi200X	40-B220X	BLi300	40-B330X	40-B540X	BLi950X		
HEDGE TRIMMERS												
Tough cutting	522iHDR60	30 min	45 min	1 h	1 h	1 h 10 min	1 h 50 min	1 h 50 min	2 h 30 min	6 h		
	522iHD60 522iHD75	35 min	55 min	1 h 10 min	1 h 10 min	1 h 20 min	2 h 5 min	2 h 5 min	3 h 25 min	7 h		
	525iHF3 525iHE3 525iHE4	20 min	35 min	45 min	45 min	50 min	1 h 20 min	1 h 20 min	2 h 10 min	4 h 25 min		
	520iHT4 520iHE3	30 min	45 min	1 h	1 h	1 h 10 min	1 h 45 min	1 h 45 min	2 h 50 min	6 h		
Light trimming	522iHDR60 522iHD60 522iHD75	1 h	1 h 30 min	2 h	2 h	2 h 15 min	3 h 35 min	3 h 35 min	5 h 50 min	12 h		
	525iHF3 525iHE3 525iHE4	35 min	55 min	1 h 10 min	1 h 10 min	1 h 20 min	2 h 5 min	2 h 5 min	3 h 25 min	6 h 55 min		
	520iHT4 520iHE3	1 h	1 h 30 min	2 h	2 h	2 h 20 min	3 h 45 min	3 h 45 min	6 h 25 min	12 h 30 min		

BLOWERS

Tough blowing	550iBTX ²	–	–	–	–	–	–	–	–	–	–	1 h
	530iB	10 min	10 min	15 min	15 min	15 min	35 min	35 min	55 min	3 h 30 min		
Light blowing	550iBTX ²	–	–	–	–	–	–	–	–	–	–	1 h 45 min
	530iB	15 min	30 min	35 min	35 min	40 min	1 h	1 h	1 h 40 min	3 h 30 min		

LAWN MOWERS

Mowing	LC 55iiv ⁴	–	–	15 min	N/A	20 min	30 min	30 min	–	1 h 40 min		
	LB 553iV ⁴	–	–	20 min	N/A	25 min	35 min	35 min	–	1 h 50 min		
	LB 548i ⁴	–	–	25 min	N/A	30 min	35 min	35 min	–	1 h 55 min		
	LB 448iV	–	–	20 min	N/A	25 min	35 min	35 min	–	–		
	LB 448i	–	–	25 min	N/A	30 min	45 min	45 min	–	–		
	LB 442i	–	–	35 min	N/A	40 min	55 min	55 min	–	–		

POWER CUTTERS

Cutting concrete garden plates (400x400x50 mm)	K 540i	–	–	–	–	–	24 pcs	24 pcs	N/A	–		
Cutting concrete pipe (325/225 mm)	K 540i	–	–	–	–	–	6 pcs	6 pcs	N/A	–		
Cutting granite (300x100 mm)	K 540i	–	–	–	–	–	8 pcs	8 pcs	N/A	–		
Cutting concrete hollow blocks (150x167 mm)	K 540i	–	–	–	–	–	33 pcs	33 pcs	N/A	–		
Cutting concrete slab (990x140 mm)	K 540i	–	–	–	–	–	2 pcs	2 pcs	N/A	–		
Cutting concrete garden plates (40 mm)	K 535i	–	–	22 psc	–	22 psc	41 pcs	41 pcs	N/A	–		
Cutting roof tiles	K 535i	–	–	87 pcs	–	87 pcs	164 pcs	164 pcs	N/A	–		
Cutting granite (70 mm)	K 535i	–	–	6 pcs	–	6 pcs	10 pcs	10 pcs	N/A	–		
Cutting floor tiles (7 mm)	K 535i	–	–	144 pcs	–	144 pcs	244 pcs	244 pcs	N/A	–		

WATER TANK

	WT 15i	2 h 30 min	4 h	4 h 30 min	–	5 h	8 h	8 h	N/A	–		
--	--------	------------	-----	------------	---	-----	-----	-----	-----	---	--	--

CONCRETE PLACEMENT

Screed	BV30i	–	N/A	40 min	–	50 min	1 h 10 min	1 h 10 min	–	–		
--------	-------	---	-----	--------	---	--------	------------	------------	---	---	--	--

COMPACTION

Forward plate compactor	LF 60i ³	–	–	25 min	–	30 min	45 min	50 min	–	–		
-------------------------	---------------------	---	---	--------	---	--------	--------	--------	---	---	--	--

CORE DRILLING

Concrete slab (270 mm without rebar) D 25	DM 540i	–	–	–	–	–	12 holes	12 holes	N/A	–		
Concrete slab (270 mm without rebar) D 50	DM 540i	–	–	–	–	–	7 holes	7 holes	N/A	–		
Concrete slab (270 mm without rebar) D 75	DM 540i	–	–	–	–	–	5 holes	5 holes	N/A	–		
Concrete slab (270 mm without rebar) D 100	DM 540i	–	–	–	–	–	3 holes	3 holes	N/A	–		
Leca 590x150x190 D 25	DM 540i	–	–	–	–	–	225 holes	225 holes	N/A	–		
Leca 590x150x190 D 50	DM 540i	–	–	–	–	–	175 holes	175 holes	N/A	–		
Leca 590x150x190 D 75	DM 540i	–	–	–	–	–	125 holes	125 holes	N/A	–		
Cinder block 390x150x167 D 25	DM 540i	–	–	–	–	–	65 holes	65 holes	N/A	–		
Cinder block 390x150x167 D 50	DM 540i	–	–	–	–	–	32 holes	32 holes	N/A	–		
Cinder block 390x150x167 D 75	DM 540i	–	–	–	–	–	15 holes	15 holes	N/A	–		
Brick 250x120x62 D 25	DM 540i	–	–	–	–	–	53 holes	53 holes	N/A	–		
Brick 250x120x62 D 50	DM 540i	–	–	–	–	–	40 holes	40 holes	N/A	–		
Brick 250x120x62 D 75	DM 540i	–	–	–	–	–	23 holes	23 holes	N/A	–		

DUST EXTRACTOR

	DE 110i	–	N/A	20 min	–	20 min	40 min	40 min	–	–		
--	---------	---	-----	--------	---	--------	--------	--------	---	---	--	--

WORK LIGHT

Setting 1 1000 lm	WL 8i	13 h	20 h 50 min	26 h	–	26 h	48 h	48 h	–	–		
Setting 2 4000 lm	WL 8i	3 h 30 min	5 h 40 min	7 h	–	7 h	13 h	13 h	–	–		
Setting 3 8000 lm	WL 8i	1 h 45 min	2 h 50 min	3 h 30 min	–	3 h 30 min	6 h 30 min	6 h 30 min	–	–		

¹ Best option – = Not recommended. N/A = Values were not available at time of printing. ² Full capacity only provided by BLi200X/40-B220X or BLi300/40-B330X. ³ Requires BLi backpack batteries. ⁴ Run time refers to the use of 2 batteries. ⁵ Requires adapter plate and battery adapter for use with backpack battery. The runtimes are up-to times and correspond to work time using energy saving mode: actual work, basic maintenance and movement/climbing needed for generic operations. Given guidelines are indicative only and may not always be repeatable from one setting to another.



48 Husqvarna EPOS® Technology give you the flexibility of a wireless installation

50 Manage and control your robotic mowers remotely by using Husqvarna Fleet Services™



COMPARE THE EMISSIONS

Visit [husqvarna.com/lca](https://www.husqvarna.com/lca) and compare the CO₂ emissions from a Husqvarna CEORA® 546 EPOS® and a Husqvarna Frontmower P 525DX during a mowing season.

Husqvarna Robotic mowers

Robotic mowing solutions are the perfect addition to the fleet of any company caring for green spaces. At Husqvarna, we have a wide range for every kind of turf, from smaller lawns to multiple sports fields. Husqvarna CEORA® and Husqvarna Automower® robotic mowers both deliver superb results on diverse turf areas, while our latest models offer mowing possibilities made even more flexible by Husqvarna EPOS® satellite navigation with virtual boundaries. And while they spend their days tirelessly producing a turf quality to be proud of, you can spend your time focusing on other tasks.



EXPLORE ONLINE

Find out more about how robotic solutions makes your workday easier by visiting [husqvarna.com/ProRoboticMowers](https://www.husqvarna.com/ProRoboticMowers)

1 Husqvarna EPOS® technology

10 Narrow passage handling



9 Slope capacity 70 %

7 Intelligent object detection

2 Temporary stay-out zones

3 Systematic mowing

4 Flexible scheduling

5 Intelligent object detection

8 Easy to service cutting deck



FOTA firmware updates **11**

Warning lights **6**

Theft protection **7**



Top features of Husqvarna robotic mowers

1. HUSQVARNA EPOS® TECHNOLOGY

Our satellite-based EPOS® wire-free navigation technology enables the robotic mowers to work within virtual boundaries. This creates endless flexibility and eliminates the risk of wire breakages caused by aerating or turf repair.

2. TEMPORARY STAY-OUT ZONES

With EPOS® technology you can activate virtual stay-out zones for your robotic mower. This can be used to avoid mowing a spot for recovering the grass or for the sake of biodiversity.

3. SYSTEMATIC MOWING

The EPOS® technology enables your robotic mower to cut in different mowing patterns, i.e. parallel tracks, which makes it super-efficient for managing football pitches or other large turf areas.

4. FLEXIBLE SCHEDULING

The app-controlled robotic solution allows for fast and easy defining of cutting areas and scheduling. Each work area can have unique schedules with various times and cutting heights.

5. INTELLIGENT OBJECT DETECTION

Intelligent technology for object detection enables the robotic mower to detect potential objects and reduce the likelihood of collisions.

6. WARNING LIGHTS

All our robotic mowers are equipped with warning lights that can be activated during the operation to warn people nearby. They also flash to indicate if an error has occurred.

7. THEFT PROTECTION

The pro user interface protects your robotic mower from unauthorised tampering. In case of theft, the mower is instantly immobilised, the alarm sounds and the built-in GPS tracking is activated.

8. EASY TO SERVICE CUTTING DECK

The cutting deck's service position enables easy maintenance and cleaning of CEORA® and Automower® 580L/580/560 EPOS® robotic mowers. The cutting deck is hose-washable (IPX5) and the quick release cutting discs are easy to replace, minimising downtime.

9. SLOPE CAPACITY 70 %


Automower® 535 AWD EPOS® robotic mower handles slopes of up to an impressive 70 % (35°) incline. With less need for manual mowing of steep slopes, your work becomes easier.

10. NARROW PASSAGE HANDLING

The robotic mowers manage narrow passages down to 60 cm width. This is especially useful for reaching inaccessible parts of the lawn, or quickly navigating to and from the charging station.

11. FOTA FIRMWARE UPDATES

Using the Husqvarna Fleet Services™ app, you can easily update the firmware of your Husqvarna robotic lawn mowers that supports FOTA (Firmware Over The Air) technology.



REFERENCE STATION Husqvarna EPOS® technology requires a reference station to ensure high precision positioning of the robotic mower.

NAVIGATION SATELLITES Global navigation satellite system (GNSS) provides satellite signals for the robotic mower and the reference station, achieving down to centimeter level accuracy.

STAY-OUT ZONES You can define temporary or permanent stay-out zones by using the appDrive function in the mobile app. This function instructs the robotic mower to avoid cutting certain areas.

VIRTUAL BOUNDARIES You define virtual boundaries by using the appDrive function in the mobile app. The robotic mower will then only cover the specific area you have instructed it to cut.

TRANSPORTS PATHS The robotic mowers move between your work areas quietly and efficiently, on defined transport paths.

WIRELESS INSTALLATION

Husqvarna EPOS® – powered by endless possibilities

Our wireless robotic mowing solutions feature the Husqvarna EPOS® (Exact Positioning Operating System). The system utilises a satellite-based Real Time Kinematic (RTK)-GNSS to create virtual boundary lines. It's an easy-to-install, flexible solution for football fields, golf courses, city parks, or commercial properties. The absence of physical boundary wires also eliminates the risk of line breakages due to aerating or turf repair.



Superb results. On all kinds of turf areas.

At Husqvarna, we recognise the need to provide a wide variety of flexible solutions for today's greenspace professionals. That's why we offer a wide range of robotic mowers for commercial use, covering a wide spectrum of turf sizes, locations, shapes and grass quality. Large or small area, flat or hilly, frequently or less frequently cut – no matter what your turfs look like, we'll provide a robotic solution that optimally fits your demands for productivity and great cutting results.



Sports 24

Everyday care of sports fields or golf course fairways at low cutting height. A well-managed, lush, and high dense quality turf.



Standard 48

Every second day care of golf course roughs or facilities with high demands. Normal dense quality turf maintained at medium to high cutting height.



Max 72

Every third day care of green spaces with lower demands. Normal quality turf maintained at high cutting height.

HUSQVARNA FLEET SERVICES™

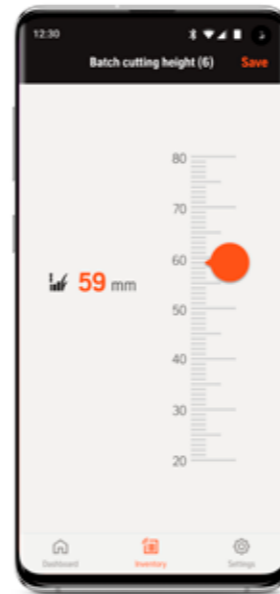
The professional way to manage your robotic mowers

When you invest in our commercial robotic mowers, you also get access to Husqvarna Fleet Services™ – a digital tool allowing you to easily monitor and control them from your smartphone, tablet or laptop. Just as easy as it should be.

10-YEAR DATA PLAN INCLUDED

Connectivity with unlimited reach

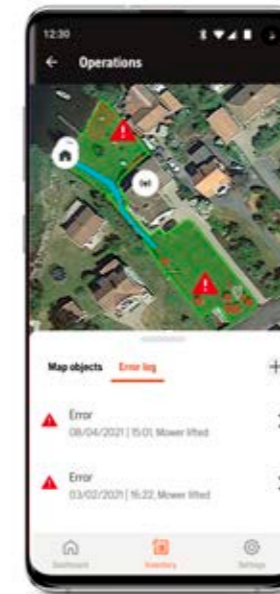
When you acquire a Husqvarna commercial robotic mower, we include a 10-year data plan for cellular communication, so you can use Husqvarna Fleet Services™ throughout its product life. (Please note that we can only guarantee the functionality of the product itself, and not the uptime or coverage of the 3rd party data connection.)



REMOTE MANAGEMENT

Convenient control from anywhere

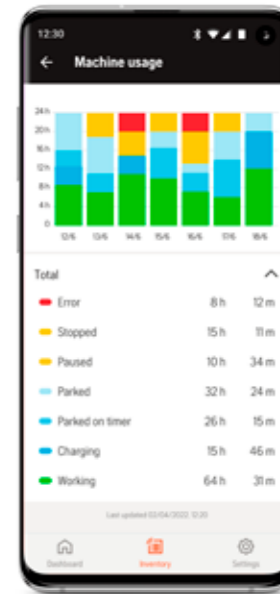
In the Husqvarna Fleet Services™ app, you can manage and adjust the settings for your robotic mowers and work areas, including mowing schedules, cutting heights, patterns etc. You can also manage FOTA downloads and recover errors remotely.



MAXIMUM UPTIME

Make sure they all run as smoothly as they should

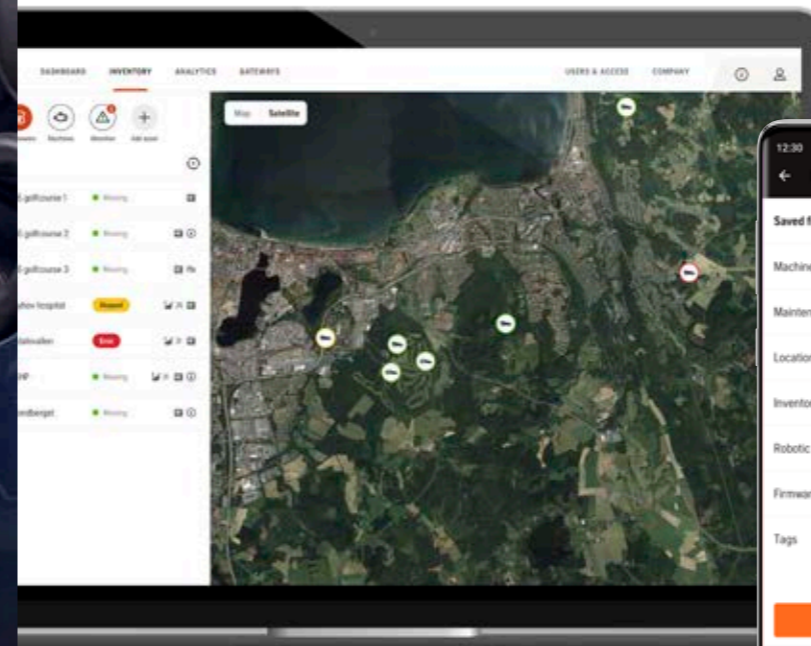
The status overview helps you plan your workday. By knowing what robotic mowers require your attention due to eventual errors, standstills or service needs, you can prioritise your time and travel more efficiently to ensure maximum uptime for your entire robotic fleet.



DETAILED INFORMATION

Review the performance on a daily basis

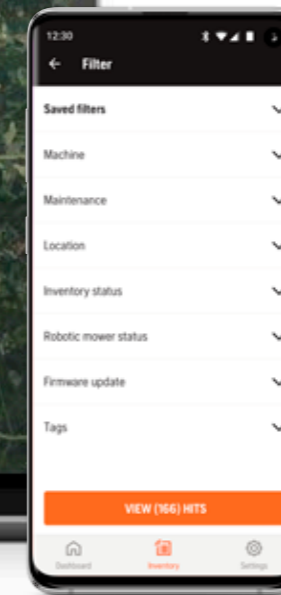
Through "Machine usage", you can review daily user data for more insights on whether unplanned stops occur too often or if the mower's size is appropriate for the work area. The info is summarised in an easy and accessible way, helping you make your fleet usage more efficient and productive.



MAP VIEW

Always keep track of exact locations

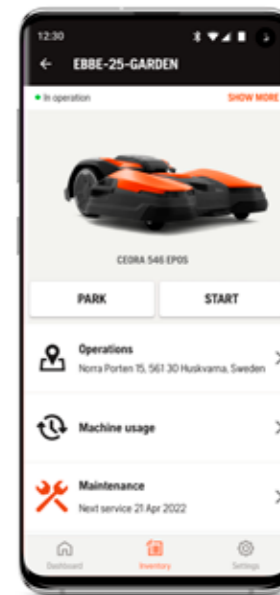
Want an overview of all your robotic mowers? Just check the map view. Thanks to the built-in GPS, you always know the exact location and status of every robotic mower.



TAGS

Convenient handling with batch commands

For larger fleets of mowers, tags are a handy way of managing them. Different mowers can be "tagged" to different teams, or to different locations, and then grouped to enable batch commands directly from your smartphone app.



ADJUSTING THE MAP

Install and edit work areas remotely

When installing a Husqvarna EPOS® robotic mower on a new work area, you can easily define the area by steering the robotic mower along the outer edges, using the Husqvarna Fleet Services™ app as a remote control. If needed, you can then edit the work area boundaries directly on the map in the app.

ROBOTIC LAWN MOWER – DRIVE UNIT

CEORA® 546 EPOS®



up to 50.000 m²
 20 %
 40 kg

Top-performance robotic model for large-area mowing, featuring Husqvarna EPOS® technology. Systematic, high-precision cutting tailored for optimised flexibility within virtual boundaries. Handles very large areas such as multiple football pitches, golf courses or large hotel, company or municipal facilities. Delivering a professional result on the turf.

- EPOS® navigation with virtual boundaries
- FOTA – firmware over the air
- Systematic mowing of large areas
- Object avoidance
- IPX5 protected – hose washable
- Motorised wheel brushes
- Husqvarna Fleet Services™**
- Future proof with multi-carrier possibilities
- CEORA® HyperCare service package

CUTTING DECK
CEORA® RZ 43M



68 cm
 20–70 mm
 34 kg

The tailor-made CEORA® cutting deck, RZ 43M, features a cutting system with three blade discs. 15 high-speed steel razor blades keep the turf at an excellent quality level. Easy maintenance and handling is possible thanks to an ergonomic and unique service position, meaning the cutting deck can quickly be tilted for easy access to exchange blade discs or for hose cleaning (IPX5 classified).

ROBOTIC LAWN MOWER – DRIVE UNIT

CEORA® 544 EPOS®



up to 40.000 m²
 20 %
 38 kg

High-performance robotic model for large-area mowing, featuring Husqvarna EPOS® technology. Operates autonomously and systematically within virtual boundaries, allowing for flexible and hassle-free turf care. Delivering highly professional results for sports fields or larger facility areas.

- EPOS® navigation with virtual boundaries
- FOTA – firmware over the air
- Systematic mowing of large areas
- Object avoidance
- IPX5 protected – hose washable
- Husqvarna Fleet Services™**
- Future proof with multi-carrier possibilities
- CEORA® HyperCare service package

CUTTING DECK
CEORA® RZ 43L



68 cm
 10–60 mm
 35 kg

This low-cut CEORA® cutting deck enables 10–60 mm cutting height, ideal for efficient maintenance of golf courses. The cutting system features three blade discs with a total of 15 high-speed steel razor blades, keeping your fairways and semi-rough on an excellent quality level. Easy maintenance and handling thanks to the service position, providing easy and ergonomic access to exchange blade discs or for hose cleaning (IPX5 classified).

CEORA® ROBOTIC MOWERS	CEORA® 546 EPOS® / RZ 43M + CS4	CEORA® 544 EPOS® / RZ 43M + CS4	CEORA® 546 EPOS® / RZ 43L + CS4	CEORA® 544 EPOS® / RZ 43L + CS4
CUTTING DECK	RZ 43M	RZ 43M	RZ 43L	RZ 43L
PERFORMANCE*				
Area capacity – Sports 24 (systematic/irregular), m ²	25000/–	20000/–	24000/–	19000/–
Area capacity – Standard 48 (systematic/irregular), m ²	50000/–	40000/–	48000/–	38000/–
Area capacity – Max 72 (systematic/irregular), m ²	75000/–	60000/–	72000/–	57000/–
Area capacity per hour, excluding charging time, m ² (systematic)	1800	1350	1800	1350
Maximum slope capacity, inside / by edge, %	20/15	20/15	20/15	20/15
CUTTING SYSTEM				
Cutting width, cm	68	68	68	68
Cutting height, min–max, mm	20–70	20–70	10–60	10–60
Height adjustment	Electric	Electric	Electric	Electric
Cutting system	3 blade discs, with 5 pivoting razor blades per disc	3 blade discs, with 5 pivoting razor blades per disc	3 blade discs, with 5 pivoting razor blades per disc	3 blade discs, with 5 pivoting razor blades per disc
Extra blades, pcs	45	45	45	45
NAVIGATION				
Boundary type	Wireless	Wireless	Wireless	Wireless
Navigation system	Systematic	Systematic	Systematic	Systematic
Automatic passage handling	Yes	Yes	Yes	Yes
Search system	EPOS® Guidance	EPOS® Guidance	EPOS® Guidance	EPOS® Guidance
PRODUCT DATA				
Sound level perceived, dB(A)**	72	69	72	72
Length×width×height, cm	124×108×44	124×108×44	124×108×44	124×108×44
Weight, kg	74	72	75	73
Speed, cm/s	100	75	100	75
Mean energy consumption at maximum use (kWh per month)	130	115	150	140
Power consumption during cutting, W	250	210	310	270
Battery type	Li-ion	Li-ion	Li-ion	Li-ion
Battery capacity, Ah	49	49	49	49
Battery voltage, V	36	36	36	36
Charging current, A	12.0	12.0	12.0	12.0
Mains cable, m	3	3	3	3
CONTROL				
Husqvarna Fleet Services™	●	●	●	●
Automower® Connect	●	●	●	●
Husqvarna EPOS® technology	●	●	●	●
Pro user interface/app	●	●	●	●
Customized work area	●	●	●	●
Selectable mowing pattern	●	●	●	●
Temporary stay-out zones	●	●	●	●
FOTA – firmware over the air	●	●	●	●
SAFETY AND SECURITY				
Object detection	●	●	●	●
Warning lights	●	●	●	●
GPS theft tracking	●	●	●	●
Anti-theft alarm	●	●	●	●
PIN code lock	●	●	●	●
Lift sensor	●	●	●	●
Collision sensor	●	●	●	●
Tilt sensor	●	●	●	●
MAINTENANCE				
Quick release cutting disc	●	●	●	●
Cutting deck service position	●	●	●	●
Maintenance point	●	●	●	●
Protection index (IP code)	Mower IPX5 (hose washable) Charging station IPX3	Mower IPX5 (hose washable) Charging station IPX3	Mower IPX5 (hose washable) Charging station IPX3	Mower IPX5 (hose washable) Charging station IPX3
EQUIPMENT				
EPOS® Reference station	●	●	●	●
CS4 Charging station	●	●	●	●
Motorised wheel brushes	●	●	●	●
Terrain wheel	●	●	●	●

● = Included (●) = Accessory *Area capacity is variable due to grass type, soil, cutting height, lawn complexity and slope. **Sound level perceived is measured according to ISO 11094:1991.

Area capacity, m² (Standard 48)
 Maximum slope capacity, inside, %
 Cutting width, cm
 Cutting height, min–max, mm
 Weight, kg

*Requires a cellular connection from a local telecom operator. A data plan for the product life (10 years) is included. (Please note that we can only guarantee the functionality of the product itself, and not the uptime or coverage of the 3rd party data connection.)

Models for virtual, wireless Husqvarna EPOS® installation

ROBOTIC LAWN MOWER AUTOMOWER® 580L EPOS®

NEW



- 16000 m²
- 45 %
- 26 cm
- 10-50 mm
- 18.6 kg

Very robust, high-capacity robotic mower built for intense commercial turf care. Meets the highest demands for superb cutting results on low-cut, high-quality turf such as golf courses. Navigates narrow passages, tough terrain and slopes even in rainy conditions.

- Husqvarna EPOS® wirefree technology
- Powerful 80W cutting motor
- 10 mm cutting height for fairways
- Floating heavy-duty cutting system
- Quick release cutting disc
- Active wheel brushes
- Selectable mowing pattern
- Temporary stay out zones
- Warning lights
- Rubberised body
- IPX5 protected – hose washable
- FOTA – firmware over the air
- Husqvarna Fleet Services™**

ROBOTIC LAWN MOWER AUTOMOWER® 580 EPOS®

NEW



- 16000 m²
- 45 %
- 26 cm
- 20-60 mm
- 18.4 kg

High-capacity robotic mower built for intense commercial turf care. Meets the highest demands for superb cutting results on high-quality turf such as sports fields. Navigates narrow passages, tough terrain and slopes even in rainy conditions.

- Husqvarna EPOS® wirefree technology
- Powerful 80 W cutting motor
- Floating heavy-duty cutting system
- Quick release cutting disc
- Selectable mowing pattern
- Temporary stay out zones
- Warning lights
- IPX5 protected – hose washable
- FOTA – firmware over the air
- Husqvarna Fleet Services™**

ROBOTIC LAWN MOWER AUTOMOWER® 550 EPOS®



- 10000 m²
- 45 %
- 24 cm
- 20-60 mm
- 14.4 kg

Robotic mower designed for commercial use on corporate or municipal estates. Handles complex turfs of up to 10,000 m² (systematic pattern) and navigates narrow passages, obstacles, tough terrain and slopes with ease.

- Husqvarna EPOS® wirefree technology
- Selectable mowing pattern
- FOTA – firmware over the air
- Remote object detection
- Warning lights
- Husqvarna Fleet Services™*
- Can be equipped with Automower® fairway kit for cutting height down to 10 mm

ROBOTIC LAWN MOWER AUTOMOWER® 520 EPOS®



- 5000 m²
- 45 %
- 24 cm
- 20-60 mm
- 14 kg

Robotic mower designed for commercial use on smaller corporate or municipal estates. Handles complex turfs of up to 5,000 m² (systematic pattern) and navigates narrow passages, obstacles, tough terrain and slopes with ease.

- Husqvarna EPOS® wirefree technology
- Selectable mowing pattern
- Temporary stay out zones
- Warning lights
- FOTA – firmware over the air
- Husqvarna Fleet Services™**

ROBOTIC LAWN MOWER AUTOMOWER® 560 EPOS®

NEW



- 12000 m²
- 50 %
- 26 cm
- 20-60 mm
- 18.3 kg

Robust, powerful robotic mower built for commercial turf care on sports training pitches and on all kinds of corporate or municipal estates. Meets professional demands for great cutting results, reliable productivity, easy maintenance and product lifetime. Navigates narrow passages, tough terrain and slopes even in rainy conditions.

- Husqvarna EPOS® wirefree technology
- Floating heavy-duty cutting system
- Quick release cutting disc
- Pivoting front-wheel axle
- Selectable mowing pattern
- Temporary stay out zones
- Warning lights
- IPX5 protected – hose washable
- FOTA – firmware over the air
- Husqvarna Fleet Services™**

ROBOTIC LAWN MOWER AUTOMOWER® 535 AWD EPOS®

NEW



- 3500 m²
- 70 %
- 22 cm
- 30-70 mm
- 17 kg

All-wheel-drive, wirefree robotic lawn mower, developed specifically for commercial turf care in tough terrain and steep slopes. Navigates narrow passages, tough terrain and slopes up to 70 % (35°) even in rainy conditions.

- Husqvarna EPOS® wirefree technology
- All Wheel Drive
- Wire or wirefree installation
- Selectable mowing pattern
- Temporary stay out zones
- Warning lights
- Remote object detection
- FOTA – firmware over the air
- Husqvarna Fleet Services™**

ROBOTIC LAWN MOWER AUTOMOWER® 550



- 5000 m²
- 45 %
- 24 cm
- 20-60 mm
- 13.5 kg

Robotic mower designed for efficient fleet use. It handles complex turfs of up to 5000 m² and navigates narrow passages, obstacles, tough terrain and slopes up to 45% with ease. It keeps turfs green, fresh and perfectly cut, maintains high speed in open areas and slows down when detecting objects.

- Wire installation with three guide wires
- GPS assisted navigation
- Weather timer
- Remote object detection
- Husqvarna Fleet Services™**

ROBOTIC LAWN MOWER AUTOMOWER® 520



- 2400 m²
- 45 %
- 24 cm
- 20-60 mm
- 13.3 kg

Robotic mower designed for efficient fleet use. It handles complex lawns of up to 2400 m² and navigates narrow passages, obstacles, tough terrain and slopes up to 45% with ease. Its smart features keep lawns green, fresh and perfectly cut, while you have total control from the office.

- Wire installation with three guide wires
- GPS assisted navigation
- Weather timer
- Husqvarna Fleet Services™**

Area capacity, m² (Standard 48) Maximum slope capacity, inside, % Cutting width, cm Cutting height, min-max, mm Weight, kg
For more information see pages 56-57.

* Requires a cellular connection from a local telecom operator. A data plan for the product life (10 years) is included. (Please note that we can only guarantee the functionality of the product itself, and not the uptime or coverage of the 3rd party data connection.)

AUTOMOWER® ROBOTIC MOWERS	AUTOMOWER® 580L EPOS®	AUTOMOWER® 580 EPOS®	AUTOMOWER® 560 EPOS®	AUTOMOWER® 535 AWD EPOS®	AUTOMOWER® 550 EPOS®	AUTOMOWER® 520 EPOS®	AUTOMOWER® 550	AUTOMOWER® 520
PERFORMANCE*								
Area capacity – Sports 24 (systematic/irregular), m²	8000/5500	8000/5500	6000/4000	–/2500	5000/3500	2500/1700	–/3500	–/1700
Area capacity – Standard 48 (systematic/irregular), m²	16000/8000	16000/8000	12000/6000	–/3500	10000/5000	5000/2400	–/5000	–/2400
Area capacity – Max 72 (systematic/irregular), m²	24000/9500	24000/9500	18000/7000	–/4000	15000/6000	7500/3000	–/6000	–/3000
Area capacity per hour, excluding charging time, m² (systematic)	500	500	400	–	300	175	–	–
Maximum slope capacity, inside / by edge, %	45/20	45/20	50/20	70/50	45/15	45/15	45/15	45/15
CUTTING SYSTEM								
Cutting width, cm	26	26	26	22	24	24	24	24
Cutting height, min–max, mm	10–50	20–60	20–60	30–70	20–60	20–60	20–60	20–60
Height adjustment	Electric	Electric	Electric	Electric	Electric	Electric	Electric	Electric
Cutting system	5 pivoting razor blades	5 pivoting razor blades	5 pivoting razor blades	5 pivoting razor blades	5 pivoting razor blades	5 pivoting razor blades	5 pivoting razor blades	5 pivoting razor blades
NAVIGATION								
Boundary type	Wireless	Wireless	Wireless	Wireless or Wire	Wireless	Wireless	Wire	Wire
Navigation system	Systematic/Irregular	Systematic/Irregular	Systematic/Irregular	Systematic**/Irregular	Systematic/Irregular	Systematic/Irregular	Irregular	Irregular
Automatic passage handling	Yes	Yes	Yes	Yes	Yes	Yes	Yes	Yes
GPS-assisted navigation	–	–	–	Yes	–	–	Yes	Yes
Search system	EPOS® Guidance	EPOS® Guidance	EPOS® Guidance	EPOS® Guidance/3 guide wires	EPOS™ Guidance	EPOS® Guidance	3 guide wires	3 guide wires
PRODUCT DATA								
Sound level perceived, dB(A)***	71	71	64	60	65	61	67	61
Length× width×height, cm	80× 51× 31	80× 51× 31	80× 51× 31	93× 55× 29	72× 56× 32	72× 56× 32	72× 56× 31	72× 56× 31
Weight, kg	18.6	18.4	18.3	17	14.4	14	13.5	13.3
Speed, cm/s	80	80	65	60	65	42	65	42
Mean energy consumption at maximum use (kWh per month)	46	46	33	24	24	18	23	17
Power consumption during cutting, W	87	87	62	40	35	30	35	30
Battery type	Li-ion	Li-ion	Li-ion	Li-ion	Li-ion	Li-ion	Li-ion	Li-ion
Battery capacity, Ah	8.0	8.0	8.0	5.0	10.0	3.2	10.0	3.2
Battery voltage, V	36	36	36	18	18	18	18	18
Charging current, A	up to 8	up to 8	up to 8	7.0	7.0	2.2	7.0	2.2
Mains cable, m	3	3	3	–	–	–	–	–
Low voltage cable, m	–	–	–	10	10	10	10	10
CONTROL								
Husqvarna Fleet Services™	●	●	●	●	●	●	●	●
Automower® Connect	●	●	●	●	●	●	●	●
Husqvarna EPOS® technology	●	●	●	●	●	●	–	–
Pro user interface/app	●	●	●	●	●	●	●	●
Customized work area	●	●	●	●	●	●	–	–
Selectable mowing pattern	●	●	●	–	●	●	–	–
Temporary stay-out zones	●	●	●	●	●	●	–	–
Docking point by wire	●	●	●	–	–	–	–	–
Weather timer	●	●	●	●	●	●	●	●
Park button on charging station	–	–	–	–	–	–	●	●
FOTA – firmware over the air	●	●	●	●	●	●	–	–
SAFETY AND SECURITY								
Object detection	●	●	●	●	●	–	●	–
Warning lights	●	●	●	●	●	●	–	–
GPS theft tracking	●	●	●	●	●	●	●	●
Anti-theft alarm	●	●	●	●	●	●	●	●
PIN code lock	●	●	●	●	●	●	●	●
Lift sensor	●	●	●	●	●	●	●	●
Collision sensor	●	●	●	●	●	●	●	●
Tilt sensor	●	●	●	●	●	●	●	●
MAINTENANCE								
Quick release cutting disc	●	●	●	–	–	–	–	–
180° service position	●	●	●	–	–	–	–	–
Maintenance point	●	●	●	●	●	●	–	–
Protection index (IP code)	Mower IPX5 (hose washable) Charging station IPX4	Mower IPX5 (hose washable) Charging station IPX4	Mower IPX5 (hose washable) Charging station IPX4	Mower IPX4 Charging station IPX1	Mower IPX4 Charging station IPX1	Mower IPX4 Charging station IPX1	Mower IPX4 Charging station IPX1	Mower IPX4 Charging station IPX1
EQUIPMENT								
EPOS® Reference station	(●)	(●)	(●)	(●)	(●)	(●)	–	–
Charging station	●	●	●	●	●	●	●	●
Solar charger	(●)	(●)	(●)	(●)	(●)	(●)	(●)	(●)
Fairway kit	–	–	–	–	(●)	(●)	–	–
Active wheel brushes	●	(●)	(●)	–	(●)	–	–	–
Wheel brushes	–	–	–	(●)	●	●	●	●
Front wheel cleaner	●	(●)	(●)	–	–	–	–	–

● = Included (●) = Accessory * Area capacity is variable due to grass type, soil, cutting height, lawn complexity and slope. ** To be available with future firmware update. *** Sound level perceived is measured according to ISO 11094:1991.



HUSQVARNA CEORA® HYPERCARE

Smooth commissioning included

When you invest in a Husqvarna CEORA® robotic solution, Husqvarna CEORA® HyperCare is included from start. The service offering includes a pre-installation visit for planning and optimisation, on-site installation with instructions and training, and follow-up visits during the first month. Our goal is to provide you with the best conditions to succeed with your robot solution and to create a long-term partnership with you and your dealer.

Pre-installation

Before installing your new robotic solution, your dealer schedules a survey visit – a background check. During this visit, mowing areas and other functional areas are documented. You and your dealer also agree on an on-site product installation date, as well as a CEORA® HyperCare time plan.

On-site installation

Your new CEORA® robotic mowers with all associated systems will be installed, under your supervision. During installation, you will be supplied with the information needed to operate your CEORA® robotic mower including work area settings, safety, blade changing instructions and general operating information.

Post-installation

Husqvarna CEORA® HyperCare, post-installation visits are scheduled to help you to optimise your robotic solution. During 30 days after initial installation your dealer will visit you and if necessary make adaptations to cutting areas, fix minor issues that may have occurred during installation or to discuss possible improvement measures.

EQUIPMENT FOR HUSQVARNA EPOS® ROBOTIC MOWERS

EPOS® RS5 REFERENCE STATION



This unit manages the RTK-GNSS signals between the Husqvarna EPOS® robotic mowers and the navigation satellites. Each station can handle numerous mowers. Work area up to 500-meter radius. To cover larger areas, multiple reference stations can operate in a network.
970 46 82-xx

EPOS® ATTACHMENT KIT



Bracket for EPOS® RS5 reference station. Dimension 300×250 mm, diameter 32 mm. For wall or mast Ø30–60 mm attachment. Steel.
534 97 19-01

ACCESSORIES FOR HUSQVARNA CEORA® ROBOTIC MOWERS

CEORA® CS4 CHARGING STATION



Recharges CEORA® robotic mowers automatically and efficiently according to a programmed schedule. Full charging time 3–5 hours from empty.
970 46 81-01

CEORA® CHARGING STATION SUPPORT PLATE



For installations of CS4 charging station on soft ground. Provides a stable and even surface to fit the charging station on.
535 42 31-01

CEORA® CUTTING DISCS



Get an extra set of cutting discs for quick and hassle-free blade replacement on your CEORA® cutting deck. Or upgrade your existing cutting deck for another cutting height setting. For CEORA® RZ 43L and RZ 43M
Low-cut disc (10–60 mm), 536 93 09-01
Mid-cut disc (20–70 mm), 536 32 62-01

CEORA® ROUGH TERRAIN WHEELS



Gives excellent traction on rough and sloping turfs, increasing the slope performance of your CEORA® robotic mower by up to 5 % depending on weather and turf quality.
546 14 08-01

CEORA® MOTORISED WHEEL BRUSH KIT



A motorised wheel brush start kit that helps keep grass away from the wheels of CEORA® robotic mowers. This also improves traction and lowers the need for maintenance.
CEORA® 544 EPOS®, 529 31 89-01

ENHANCE HSS BLADES



Carbon steel blade with two cutting edges welded with high speed steel. Extra sharpness and longevity for use in tough grass areas. Suitable for Fairway kit. Standard on 43M/43L cutting decks. Standard on all CEORA® and Automower® robotic mowers from factory.

45 pcs, 599 80 53-01
300 pcs, 599 80 53-02

Use only Husqvarna original blades. Tested and approved by Intertek (a Notified body), regarding safety, function, and noise levels in accordance with EN50636-2-107 and IEC60335-2-107.

ACCESSORIES FOR HUSQVARNA AUTOMOWER® ROBOTIC MOWERS

NEW

SOLAR CHARGER ONE PANEL



The solar-powered charger provides an off-grid solution for commercial robotic mower installations. A great option in remote areas where power cables cannot be installed, for example a golf course.

One panel frame, 547 35 17-01
 Battery, 547 35 19-01
 Solar panel, 547 36 36-01
 Control unit 200W DC, Automower® 535 AWD EPOS®/550 EPOS®/520 EPOS®/550/520, 547 35 20-01
 Control unit 300W AC, Automower® 580L EPOS®/580 EPOS®/560 EPOS®, 547 35 20-02
 Cable to connect Control unit 200W DC and Reference Station, 547 35 21-01

NEW

SOLAR CHARGER TWO PANELS



The solar-powered charger provides an off-grid solution for commercial robotic mower installations. A great option in remote areas where power cables cannot be installed, for example a golf course.

Two panel frame, 547 35 18-01
 Battery, 547 35 19-01
 Solar panel x2, 547 36 36-01
 Control unit 200W DC, Automower® 535 AWD EPOS®/550 EPOS®/520 EPOS®/550/520, 547 35 20-01
 Control unit 300W AC, Automower® 580L EPOS®/580 EPOS®/560 EPOS®, 547 35 20-02
 Cable to connect Control unit 200W DC and Reference Station, 547 35 21-01

ROUGH TERRAIN KIT



Provides excellent traction on rough and sloping turfs. The slope performance of your Automower® robotic mower increases by up to 5%, depending on weather and turf quality.

Automower® 550 EPOS®/520 EPOS®/550/520, 581 88 97-02

WHEEL CLEANER



Prevents build up on driving wheels to maintain traction.

Automower® 580L EPOS®/580 EPOS®/560 EPOS®/550 EPOS®/520 EPOS®/550/520, 546 26 00-01

NEW

QUICK RELEASE CUTTING DISC




Get an extra set of cutting discs for quick and hassle free blade replacement.

Low-cut disc, 10-50 mm, 580L EPOS®, 548 02 10-01
 Mid-cut disc, 20-60 mm, 580 EPOS®/560 EPOS®, 548 02 12-01

BOUNDARY WIRE HEAVY DUTY REINFORCED

NEW



A robust boundary wire for large areas and professional installations. With a 100% copper core, multi-layer insulation and high UV resistance, it can withstand impacts and rodents without affecting the electrical signal.

150 m, 546 93 49-01
 300 m, 546 93 49-02

BOUNDARY WIRE HEAVY DUTY



A robust boundary wire for demanding Automower® robotic mower installations. 100% copper core with isolated surface to minimise signal loss.

500 m, 522 91 41-02

FAIRWAY KIT



Lowers the minimum cutting height by 10 mm. Makes it possible to mow the most demanding turfs, like golf course fairways and other low-cut turfs. Lower cutting height may effect on the area capacity.

Automower® 550 EPOS®/520 EPOS®, 597 49 63-02

ENHANCE HSS BLADES



Carbon steel blade with two cutting edges welded with high speed steel. Extra sharpness and longevity for use in tough grass areas. Suitable for Fairway kit. Standard on all CEORA® and Automower® robotic mowers from factory.

45 pcs, 599 80 53-01
 300 pcs, 599 80 53-02

Use only Husqvarna original blades. Tested and approved by Intertek (a Notified body), regarding safety, function, and noise levels in accordance with EN50636-2-107 and IEC60335-2-107.

ENDURANCE HSS BLADES



High speed steel blades with carbon steel body and hardened edges for extra lifetime and robustness. Cuts with four sharp edges for improved cutting results. Fits all Automower® robotic mowers.

6 pcs, 599 80 52-01
 45 pcs, 599 80 52-02
 300 pcs, 599 80 52-03

Use only Husqvarna original blades. Tested and approved by Intertek (a Notified body), regarding safety, function, and noise levels in accordance with EN50636-2-107 and IEC60335-2-107.

NEW

ACTIVE WHEEL BRUSH KIT



Active wheel brushes that remove grass clippings from the drive wheels to improve traction. Standard feature on Automower® 580L EPOS® robotic mower.

Active wheel brush start kit, Automower® 580L EPOS®/580 EPOS®/560 EPOS®, 548 28 30-01
 Active wheel brush refill kit, Automower® 580L EPOS®/580 EPOS®/560 EPOS®, 548 28 31-01

NEW

FRONT WHEEL CLEANER



Keeps the front wheels clean, to minimise maintenance and grass clumps on demanding sports/golf turf.

Front wheel cleaner start kit, Automower® 580L EPOS®/580 EPOS®/560 EPOS®, 548 28 32-01

WHEEL BRUSH KIT



Keeps the driving wheels clean to maintain improved traction.

Automower® 550 EPOS®/520 EPOS®/550/520, 581 90 31-03
 Wheel brush refill, Automower® 550 EPOS®/520 EPOS®/550/520, 581 98 20-02
 Wheel brush refill, Automower® 535 AWD, 505 13 28-03

To see the entire accessories range, please visit [husqvarna.com](https://www.husqvarna.com)



74 Optimise the cutting performance with bars tailored to a perfect fit and chains developed side by side with our chainsaws

164 Our clothing will provide you with the level of performance and comfort you need

Husqvarna Chainsaws

Chainsaws perfectly adapted to the task at hand. For precision cuts high up in the treetops, or for the toughest of heavy-duty felling tasks. Chainsaws paired with razor-sharp chains, perfectly adapted to the saw, and a robust but lightweight bar that delivers impressive handling and manoeuvrability. Whatever you choose, you can rest assured that it's been designed for you, for an improved cutting experience.

80 Whether you're a full-time logger or work professionally with tree care, we have a wide range of equipment to offer

30 Discover the high-performing and flexible Husqvarna BLi-X 36V battery system



EXPLORE ONLINE

Find our entire range of chainsaws and accessories by visiting husqvarna.com/ProChainsaws

9 Kick-start battery innovation

10 Husqvarna E-TORQ™ motors

1 User-centric design

2 Excellent for limbing

3 Side-mounted chain tensioner

4 Husqvarna LowVib®

5 Husqvarna X-TORQ® engines

6 6Occ made for movement

7 Husqvarna Air Injection®

8 Husqvarna AutoTune™ 3.0



Top features of Husqvarna chainsaws

1. USER-CENTRIC DESIGN

We always set out to make your work easier. Our chainsaws all come with smart, ergonomic design, together with features that make them easy to start and operate efficiently.

2. EXCELLENT FOR LIMBING

Our compact professional chainsaws are excellent for limbing. High chain speed and excellent manoeuvrability adds up to impressive limbing performance, making your work easier.

3. SIDE-MOUNTED CHAIN TENSIONER

For safety reasons you need to check the chain tension regularly as you use the saw. Husqvarna chainsaws come with a side-mounted chain tensioner that makes adjustment quick and easy.

4. HUSQVARNA LOWVIB®

Our LowVib® system keeps the vibrations in the handles at extremely low levels by separating the handles from the engine and cutting equipment. This reduces the hand-arm vibration exposure.

5. HUSQVARNA X-TORQ® ENGINES

Our X-TORQ® engines deliver great power and torque thanks to highly efficient combustion.

6. GREAT POWER IN A SLIM BODY

When you want a powerful chainsaw in a slim and agile body, the 500-series Husqvarna chainsaws are in a class of their own. Regardless of engine size, they're all designed to provide an optimised combination of cutting capacity and manoeuvrability.

7. HUSQVARNA AIR INJECTION®

Air Injection utilizes the centrifugal forces to reduce the amount of dust and debris entering the carburettor space. This improves the runability and extends the engine lifetime.

8. HUSQVARNA AUTOTUNE™ 3.0

AutoTune™ 3.0 ensures easy starting in all temperatures, and automatically optimises the engine settings to the actual altitude, temperature, air humidity and fuel quality.

9. KICK-START BATTERY INNOVATION

Husqvarna T542i XP® / T542i XP®G and 542i XP® / 542i XP®G professional battery chainsaws are the world's first with centrifugal clutch. Experience the kick-start power and outstanding capacity!

10. HUSQVARNA E-TORQ™ MOTORS


The brushless E-TORQ™ motors developed and produced by Husqvarna are perfectly adapted for each application. They withstand tough professional use and are completely maintenance-free.

HUSQVARNA TRIOBRAKE™

With TrioBrake™ you can activate the chain brake with your right hand, in addition to the customary left hand and inertia function. (Available on 550 XP® Mark II TrioBrake™.)

PETROL CHAINSAW

592 XP®



92.7 cm³
 5.6 kW
 3/8"
 45–90 cm
 7.4 kg

With best-in-class cutting capacity and power-to-weight, fantastic manoeuvrability, Simple Start technology, and reliable operation and uptime – even in the roughest conditions – 592 XP® is your perfect partner in felling, limbing and bucking the largest of trees. You can fit up to 36" (90 cm) bars on it, never compromising on balance and control.

- AutoTune™ 3.0
- Simple Start Technology
- LowVib®
- Husqvarna Air Injection®
- X-TORQ® engine
- Connectivity ready
- Heated handles and carburettor (optional)

PETROL CHAINSAW

585



86.0 cm³
 5.1 kW
 3/8"
 45–90 cm
 7.5 kg

Robust and durable, the 585 chainsaw has all the benefits of a modern chainsaw with the traditional technology you know and appreciate. Exceptional durability combined with an impressive power to weight and a well-balanced body make it the perfect companion for felling, limbing and bucking large trees in even the dirtiest conditions. You can fit up to 36" (90 cm) bars.

- LowVib®
- Smart Start®
- Husqvarna Air Injection®
- X-TORQ® engine

PETROL CHAINSAW

572 XP®




70.6 cm³
 4.3 kW
 3/8"
 38–70 cm
 6.6 kg

Powerful and durable 70cc chainsaw with excellent performance and cutting capacity for felling, limbing and bucking large trees. The slimmed-down design and host of innovative features make for efficient, reliable and comfortable operation.

- LowVib®
- Smart Start®
- Husqvarna Air Injection®
- X-TORQ® engine
- AutoTune™
- Heated handles and carburettor (optional)

PETROL CHAINSAW

562 XP® Mark II



59.8 cm³
 3.5 kW
 3/8"
 38–70 cm
 5.9 kg

High-powered, manoeuvrable 60cc chainsaw, designed for high productivity in all forestry and tree care work. For use with up to 28" (70 cm) guide bar. AutoTune™ 3.0 with Simple Start Technology makes this saw start easily and run optimally in all conditions.

- AutoTune™ 3.0
- Simple Start Technology
- LowVib®
- Husqvarna Air Injection®
- X-TORQ® engine
- Heated handles and carburettor (optional)

PETROL CHAINSAW

560 XP® Mark II



59.8 cm³
 3.5 kW
 .325", 3/8"
 33–50 cm
 5.8 kg

High-powered, manoeuvrable 60cc chainsaw, designed for high productivity in all forestry and tree care work. For use with either .325" or 3/8" cutting equipment. AutoTune™ 3.0 with Simple Start Technology makes this saw start easily and run optimally in all conditions.

- AutoTune™ 3.0
- Simple Start Technology
- LowVib®
- Husqvarna Air Injection®
- X-TORQ® engine
- Heated handles and carburettor (optional)

PETROL CHAINSAW

555



59.8 cm³
 3.1 kW
 .325", 3/8"
 33–50 cm
 5.9 kg

Powerful and easy to manoeuvre 60cc chainsaw for felling, limbing and bucking small and mid-sized trees. The slimmed-down design and host of innovative features make for efficient, reliable and comfortable operation.

- LowVib®
- Smart Start®
- Husqvarna Air Injection®
- X-TORQ® engine
- AutoTune™

PETROL CHAINSAW

372 XP®



70.7 cm³
 4.1 kW
 3/8"
 40–70 cm
 6.6 kg

Rugged 70cc chainsaw with an excellent power-to-weight ratio for felling, limbing and bucking large trees. Built to maximise productivity, reliability and durability.

- LowVib®
- Smart Start®
- Husqvarna Air Injection®
- X-TORQ® engine

PETROL CHAINSAW

565



70.6 cm³
 3.7 kW
 3/8"
 38–70 cm
 6.5 kg

Powerful and durable 70cc chainsaw for felling, limbing and bucking large trees. The slimmed-down design and host of innovative features make for efficient, reliable and comfortable operation.

- LowVib®
- Smart Start®
- Husqvarna Air Injection®
- X-TORQ® engine
- AutoTune™

PETROL CHAINSAW

365



70.7 cm³
 3.6 kW
 3/8"
 40–70 cm
 6.4 kg

Rugged 70cc chainsaw for felling, limbing and bucking large trees. Built to maximise productivity, reliability and durability.

- LowVib®
- Smart Start®
- Husqvarna Air Injection®
- X-TORQ® engine

PETROL CHAINSAW

550 XP® Mark II TrioBrake™



50.1 cm³
 3.0 kW
 325"
 33–50 cm
 5.5 kg

Powerful and easy to manoeuvre 50cc chainsaw with an impressive power-to-weight ratio, for felling, limbing and bucking small and mid-sized trees as well as for challenging tree care. The slimmed-down design and host of innovative features make for efficient, reliable and comfortable operation. Includes the unique TrioBrake™ chain brake system.

- LowVib®
- Husqvarna Air Injection®
- X-TORQ® engine
- AutoTune™
- TrioBrake™
- Heated handles and carburettor (optional)

PETROL CHAINSAW

550 XP® Mark II



50.1 cm³
 3.0 kW
 325"
 33–50 cm
 5.3 kg

Powerful, durable and easy to manoeuvre 50cc chainsaw with excellent performance and excellent cutting capacity for felling, limbing and bucking small and mid-sized trees as well as for challenging tree care. The slimmed-down design and host of innovative features make for efficient, reliable and comfortable operation.

- LowVib®
- Husqvarna Air Injection®
- X-TORQ® engine
- AutoTune™
- Heated handles and carburettor (optional)

PETROL CHAINSAW

545 Mark II



50.1 cm³
 2.7 kW
 325"
 33–50 cm
 5.3 kg

Powerful, durable and easy to manoeuvre 50cc chainsaw for felling, limbing and bucking small and mid-sized trees. The slimmed-down design and host of innovative features make for efficient, reliable and comfortable operation.

- LowVib®
- Smart Start®
- Husqvarna Air Injection®
- X-TORQ® engine
- AutoTune™
- Heated handles and carburettor (optional)



PETROL CHAINSAW

543 XP®



	43.1 cm ³		2.2 kW		33-45 cm
	325"		4.5 kg		

Efficient 43cc chainsaw, for small and mid-sized trees as well as for challenging tree care. Its low weight and high chain speed make it ideal for limbing.

- LowVib®
- Smart Start®
- Husqvarna Air Injection®
- X-TORQ® engine

PETROL CHAINSAW

540 XP® Mark III



			39.1 cm ³		1.9 kW		30-40 cm
			.325", 3/8" mini		4.1 kg		

A nimble and lightweight 39cc chainsaw designed for tree care and thinning jobs. The powerful engine combined with the optimal choice of cutting equipment delivers impressive cutting capacity with fast acceleration. The easy, reliable starts – cold as well as hot – and smooth manoeuvrability make this chainsaw a favourite for many tasks.

- Connectivity ready
- AutoTune™ 3.0
- Simple Start Technology
- LowVib®
- Husqvarna Air Injection®
- X-TORQ® engine

BATTERY CHAINSAW

542i XP®



			.325" mini, .325"		30-40 cm		3.1 kg
--	--	--	-------------------	--	----------	--	--------

The world's first battery chainsaw equipped with a centrifugal clutch, delivering outstanding cutting capacity with a kick-start energy experience. This powerful battery chainsaw is comparable to a 40cc petrol saw. A highly efficient tool for tree care jobs and arborist ground crews. Provides the control and response of petrol power combined with all battery benefits. For full performance we recommend the 40-B220X or 40-B330X battery.

- Brushless E-TORQ™ motor
- savE™
- Intuitive keypad with battery status
- Weatherproof (IPX4)
- Integrated connectivity
- 40cc class cutting performance
- Oil sensor
- Heated handles (optional)

PETROL TREE-CARE CHAINSAW

T435



	35.2 cm ³		1.5 kW		30-35 cm
	3/8" mini		3.4 kg		

Mid-sized, lightweight 35cc top-handle chainsaw for all sorts of professional tree care. The low weight and well-balanced saw body makes it very easy to work with.

- X-TORQ® engine
- LowVib®
- Smart Start®

PETROL TREE-CARE CHAINSAW

T525



	27.0 cm ³		1.1 kW		1/4", 1/4" mini, 3/8" mini		20-30 cm
	2.7 kg						

Very lightweight and well-balanced 27cc top-handle chainsaw. Thanks to its quick acceleration, easy starting and great reliability, it's an efficient choice for trimming, pruning and small crown reduction.

- X-TORQ® engine
- LowVib®
- Husqvarna Air Injection®

BATTERY TREE-CARE CHAINSAW

T542i XP®



			.325" mini		30-35 cm		2.9 kg
--	--	--	------------	--	----------	--	--------

The world's first top-handle battery chainsaw equipped with a centrifugal clutch, delivering outstanding cutting capacity with a kick-start energy experience. This powerful battery chainsaw is comparable to a 40cc petrol saw. A highly efficient tool for tree climbers who want all the benefits of cordless electric power for any challenges up in the tree. For full performance we recommend the 40-B220X or 40-B330X battery.

- Brushless E-TORQ™ motor
- savE™
- Intuitive keypad with battery status
- Weatherproof (IPX4)
- Integrated connectivity
- 40cc class cutting performance
- Oil sensor
- Heated handles (optional)

BATTERY CHAINSAW

540i XP®




			.325" mini, 3/8" mini, 1/4"		30-40 cm		2.9 kg
--	--	--	-----------------------------	--	----------	--	--------

A rear-handle battery-powered chainsaw with impressive power output – on par with a professional 40cc petrol chainsaw. Ideal for tree removal and thinning as well as for arborist groundcrew work. Features advanced user interface with battery status and start/stop, excellent ergonomics and provides user-friendly balance and manoeuvrability. For full performance we recommend the 40-B220X or 40-B330X battery.

- Brushless E-TORQ™ motor
- savE™
- Intuitive keypad with battery status
- Weatherproof (IPX4)
- Integrated connectivity
- 40cc class cutting performance
- Oil sensor
- Heated handles (optional)

BATTERY CHAINSAW

535i XP®



			.325" mini, 1/4" mini		25-35 cm		2.6 kg
--	--	--	-----------------------	--	----------	--	--------

A lightweight and powerful, battery-powered chainsaw. Ideal for crown reduction and lighter tree removals where you need the extra reach a rear-handle chainsaw provides. Features excellent ergonomics, high chain speed and all the comfort of battery power without compromising on performance.

- Brushless E-TORQ™ motor
- savE™
- Intuitive keypad
- Weatherproof (IPX4)
- 35cc class cutting performance

PETROL TREE-CARE CHAINSAW

T540 XP® Mark III



	39.1 cm ³		1.9 kW		30-40 cm
	.325" mini		3.8 kg		

A well-balanced 39cc top-handle chainsaw with impressive power-to-weight. Ideal for arborists and professional tree climbers who want a reliable top-handle chainsaw, that's easy to start and manoeuvre. The powerful engine combined with the optimal choice of cutting equipment delivers superb cutting capacity with fast acceleration for efficient treetop work.

- Connectivity ready
- AutoTune™ 3.0
- Simple Start Technology
- LowVib®
- Husqvarna Air Injection®
- X-TORQ® engine

BATTERY TREE-CARE CHAINSAW

T540i XP®



			.325" mini, 1/4" mini		30-40 cm		2.5 kg
--	--	--	-----------------------	--	----------	--	--------

Our most powerful top-handle battery-powered chainsaw with impressive power output – on par with a professional 40cc petrol chainsaw. Ideal for tree care and climbing work thanks to excellent ergonomics and low weight. Features advanced user interface with battery status and start/stop, excellent ergonomics and provides user-friendly balance and manoeuvrability. For full performance we recommend the 40-B220X or 40-B330X battery.

- Brushless E-TORQ™ motor
- savE™
- Intuitive keypad with battery status
- Weatherproof (IPX4)
- Integrated connectivity
- 40cc class cutting performance
- Oil sensor
- Heated handles (optional)

BATTERY TREE-CARE CHAINSAW

T535i XP®



	.325" mini, 1/4" mini		25-35 cm		2.4 kg
--	-----------------------	--	----------	--	--------

A very lightweight and powerful, battery-powered top-handle chainsaw. Ideal for crown reduction and lighter tree removals. Features excellent ergonomics, high chain speed and all the comfort of battery power, with a power output equivalent of a 35cc petrol chainsaw.

- Brushless E-TORQ™ motor
- savE™
- Intuitive keypad
- Weatherproof (IPX4)
- 35cc class cutting performance



HUSQVARNA CHAINSAW ACADEMY

Improve your skill set

Welcome to Husqvarna Chainsaw Academy – our online source for information about safe, convenient and efficient chainsaw work. It's the perfect guide for professionals. No matter what kind of experience you have, and how many trees you've cut down over the years, there's always room for improvement. Just so that you're prepared for wind-lashed forests and anything else unusual and dangerous that the elements might throw at you.

Go to chainsawacademy.husqvarna.com

Smart saw head design 1

Efficient battery power 2

1. SMART SAW HEAD DESIGN

Our well-balanced pole saws allow you to adopt a comfortable working position where you always have total control. The slim design of the saw head gives an unobstructed view of the cut.

2. EFFICIENT BATTERY POWER

Pruning without petrol engine noise, fumes or vibrations is a lot less tiresome, so you can stay alert throughout the workday. Plus, the performance is boosted by the high torque of the electric motor.

PETROL POLE SAWS

525PT5S

	25.4 cm ³
	1.0 kW
	1/4"
	25-30 cm
	402 cm
	7.0 kg

25cc pole saw with a telescopic shaft that offers our longest reach. The excellent ergonomics and superior balance help you achieve high-end results with minimum effort. For an improved working position, use the Balance Flex harness.

- X-TORQ® engine
- Telescopic shaft

PETROL POLE SAWS


525P4S

	25.4 cm ³
	1.0 kW
	3/8" mini
	25-30 cm
	243 cm
	5.3 kg

Designed for easy manoeuvrability, this 25cc pole saw provides excellent ergonomics and superior balance, helping you avoid stresses and strains that come from awkward working positions.

- X-TORQ® engine

BATTERY POLE SAWS

530iPX

	3/8" mini
	25-30 cm
	180 cm
	3.1 kg

Battery-powered clearing saw that also can be used as a pole saw (the cutting head can be angled 90 degrees) with a power output equivalent of a 30cc petrol machine. Its low weight, excellent ergonomics and quiet operation make it comfortable to use in any location at any time of day.

- Brushless E-TORQ™ motor
- savE™
- Intuitive keypad
- Weatherproof (IPX4)
- Adjustable, slimmed design cutting head

BATTERY POLE SAWS

530iP4

	1/4"
	25-30 cm
	250 cm
	3.4 kg

Battery pole saw with a performance power output equivalent of a 30cc petrol machine. Its low weight, excellent ergonomics and quiet operation make it comfortable to use in any location at any time of day.

- Brushless E-TORQ™ motor
- savE™
- Intuitive keypad
- Weatherproof (IPX4)
- Slimmed design cutting head

BATTERY POLE SAWS

530iPT5

	1/4"
	25-30 cm
	400 cm
	5.0 kg

Battery pole saw with a telescopic shaft that presents users with our longest reach, with a power output equivalent of a 30cc petrol machine. Its low weight, excellent ergonomics and quiet operation make it comfortable to use in any location at any time of day.

- Brushless E-TORQ™ motor
- savE™
- Intuitive keypad
- Weatherproof (IPX4)
- Telescopic shaft
- Slimmed design cutting head


[READ MORE](#)

Find our entire range of pole saws and accessories by visiting [husqvarna.com/ProPoleSaws](https://www.husqvarna.com/ProPoleSaws)

Cylinder displacement, cm³ Power output, kW Chain pitch, inch Recommended bar length min - max, cm Max. length with cutting equipment, cm
 Weight (excl. fuel / battery and cutting equipment), kg For more technical specifications see pages 70-73.

PETROL CHAINSAWS	592 XP*	585	572 XP*	372 XP*	565	365	562 XP* Mark II	560 XP* Mark II	555	550 XP* Mark II TrioBrake™	550 XP* Mark II	545 Mark II	543 XP*	540 XP* Mark III
TECHNICAL SPECIFICATIONS														
Cylinder displacement, cm ³	92.7	86.0	70.6	70.7	70.6	70.7	59.8	59.8	59.8	50.1	50.1	50.1	43.1	39.1
Power output, kW	5.6	5.1	4.3	4.1	3.7	3.6	3.5	3.5	3.1	3.0	3.0	2.7	2.2	1.9
Sound pressure level at operator's ear, dB(A)*	112	112	107	110	105	110	107	107	106	106	107	106	101	103
Sound power level guaranteed (LWA) dB(A)**	119	119	120	119	119	119	118	118	118	116	117	116	113	112
Equivalent vibration level (ahv, eq) front/rear handle, m/s ² ***	6.6/5.3	6.6/5.3	5.4/4.1	5.7/8.0	5.2/5.3	5.7/8.0	4.0/4.5	3.7/3.7	3.2/5.0	3.8/3.7	3.3/4.9	3.6/4.1	4.5/4.2	3.7/5.1
Chain pitch, inch	3/8	3/8	3/8	3/8	3/8	3/8	3/8	.325/3/8	.325/3/8	.325	.325	.325	.325	.325, 3/8mini
Recommended bar length, min-max, cm/inch	45-90/18-36	45-90/18-36	38-70/15-28	40-70/16-28	38-70/15-28	40-70/16-28	45-70/18-28	33-50/13-20	33-50/13-20	33-50/13-20	33-50/13-20	33-50/13-20	33-45/13-18	30-40/12-16
Weight (excl. fuel and cutting equipment), kg	7.4	7.5	6.6	6.6	6.5	6.4	5.9	5.8	5.9	5.5	5.3	5.3	4.5	4.1
FEATURES														
LowVib®	●	●	●	●	●	●	●	●	●	●	●	●	●	●
Smart Start®	—	●	●	●	●	●	—	—	●	●	●	●	●	—
Simple Start Technology	●	—	—	—	—	—	●	●	—	—	—	—	—	●
Adjustable oil pump	●	●	●	●	●	●	●	●	●	●	●	●	●	●
Inertia chain brake	●	●	●	●	●	●	●	●	●	●	●	●	●	●
Magnesium crankcase	●	●	●	●	●	●	●	●	●	●	●	●	●	●
Quick release air filter cover	●	●	●	●	●	●	●	●	●	●	●	●	●	●
Quick-release air filter	●	●	●	●	●	●	●	●	●	●	●	●	●	●
Husqvarna Air Injection®	●	●	●	●	●	●	●	●	●	●	●	●	●	●
Side-mounted chain tensioner	●	●	●	●	●	●	●	●	●	●	●	●	●	●
X-TORO® engine	●	●	●	●	●	●	●	●	●	●	●	●	●	●
Combined choke/stop control	●	●	●	—	●	—	●	●	●	●	●	●	—	●
Snap-lock cylinder cover	●	●	●	—	●	—	●	●	●	●	●	●	—	—
Heated handles	● (optional)	—	● (optional)	—	—	—	● (optional)	● (optional)	—	● (optional)	● (optional)	● (optional)	—	—
Heated carburettor	● (optional)	—	● (optional)	—	—	—	● (optional)	● (optional)	—	● (optional)	● (optional)	● (optional)	—	—
AutoTune™	●	—	●	—	●	—	●	●	●	●	●	●	—	●
Fuel pump	●	●	●	—	●	—	●	●	●	●	●	●	—	●
Retained bar nuts	●	●	●	—	●	—	●	●	●	●	●	●	—	●
Visible fuel level	●	●	●	—	●	—	●	●	●	●	●	●	—	—
Connectivity ready	●	—	—	—	—	—	—	—	—	—	—	—	—	—
TrioBrake™	—	—	—	—	—	—	—	—	—	●	—	—	—	—

*Equivalent sound pressure level, according to ISO 22868, is calculated as the time-weighted energy total for different sound pressure levels under various working conditions. Typical statistical dispersion for equivalent sound pressure level is a standard deviation of 1 dB(A). **Noise emissions in the environment measured as sound power (LWA) in conformity with EC directive 2000/14/EC. The guaranteed sound power level includes variation in production as well as variation from the test code with 1-3 dB(A). ***Equivalent vibration level, according to ISO 22867, is calculated as the time-weighted energy total for vibration levels under various working conditions. Reported data for equivalent vibration level has a typical statistical dispersion (standard deviation) of 1 m/s².

BATTERY CHAINSAWS	542i XP*	540i XP*	535i XP*
TECHNICAL SPECIFICATIONS			
Battery type	Li-ion	Li-ion	Li-ion
Voltage, V	36	36	36
Motor type	BLDC (brushless)	BLDC (brushless)	BLDC (brushless)
Sound pressure level at operator's ear, dB(A) *	91	95	93
Sound power level guaranteed (LWA) dB(A) **	104	106	106
Equivalent vibration level (ahv, eq) front/rear handle, m/s ² ***	4.3/4.8	3.6/3.7	2.5/2.8
Chain pitch, inch	.325mini, .325	.325mini, 3/8mini, 1/4	.325mini, 1/4mini
Recommended bar length, min-max, cm/inch	30-40/12-16	30-40/12-16	25-35/10-14
Weight (excl. battery and cutting equipment), kg	3.1	2.9	2.6
FEATURES			
savE™	●	●	●
Flip up tank cap	●	●	●
Inertia chain brake	●	●	●
Intuitive keypad	●	●	●
Retained bar nuts	●	●	●
All-weather use (IPX4)	●	●	●
Lateral battery slot, protection against dirt	●	●	●
Stepless speed control	●	●	●
Transparent oil tank	●	●	●
Active battery cooling	●	●	●
Metal chain catcher	●	●	●
Battery status	●	●	—
Heated handles	● (optional)	● (optional)	—
Oil sensor	●	●	—

*Equivalent sound pressure level at the operator's ear, measured according to EN ISO 22868, dB(A). Reported data for equivalent sound pressure level for the machine includes statistical uncertainty. **Noise emissions in the environment measured as sound power (LWA) is reported as guaranteed value in conformity with EC directive 2000/14/EC, with statistical dispersion included. Measured according to ISO 22868. ***Equivalent vibration levels (ahv,eq) at handles, measured according to EN ISO 22867, m/s². Typical statistical dispersion (standard deviation) of ± 1 m/s².

PETROL TREE-CARE CHAINSAWS	T540 XP® Mark III	T435	T525
TECHNICAL SPECIFICATIONS			
Cylinder displacement, cm ³	39.1	35.2	27.0
Power output, kW	1.9	1.5	1.1
Sound pressure level at operator's ear, dB(A)*	102	103	98
Sound power level guaranteed (LWA) dB(A)**	112	114	111
Equivalent vibration level (ahv, eq) front/rear handle, m/s ² ***	3.5/3.4	3.6/3.9	4.9/5.2
Chain pitch, inch	.325mini	3/8mini	1/4 / 1/4mini / 3/8mini
Recommended bar length, min-max, cm/inch	30-40/12-16	30-35/12-14	20-30/8-12
Weight (excl. fuel and cutting equipment), kg	3.8	3.4	2.7
FEATURES			
X-TORQ® engine	●	●	●
LowVib®	●	●	●
Smart Start®	●	●	●
Simple Start Technology	●	—	—
Inertia chain brake	●	●	●
Adjustable oil pump	●	●	●
Fuel pump	●	●	●
Quick release air filter cover	●	●	●
Quick-release air filter	—	●	●
Side-mounted chain tensioner	●	●	●
Flip-up tank caps	●	●	●
Husqvarna Air Injection®	●	—	●
Retained bar nuts	●	—	●
Magnesium crankcase	●	—	●
Belt eyelet	●	—	●
AutoTune™	●	—	—
Visible fuel level	—	—	—
Connectivity ready	●	—	—

*Equivalent sound pressure level, according to ISO 22868, is calculated as the time-weighted energy total for different sound pressure levels under various working conditions. Typical statistical dispersion for equivalent sound pressure level is a standard deviation of 1 dB(A). **Noise emissions in the environment measured as sound power (LWA) in conformity with EC directive 2000/14/EC. The guaranteed sound power level includes variation in production as well as variation from the test code with 1-3 dB(A). ***Equivalent vibration level, according to ISO 22867, is calculated as the time-weighted energy total for vibration levels under various working conditions. Reported data for equivalent vibration level has a typical statistical dispersion (standard deviation) of 1 m/s².

BATTERY TREE-CARE CHAINSAWS	T542i XP®	T540i XP®	T535i XP®
TECHNICAL SPECIFICATIONS			
Battery type	Li-ion	Li-ion	Li-ion
Voltage, V	36	36	36
Motor type	BLDC (brushless)	BLDC (brushless)	BLDC (brushless)
Sound pressure level at operator's ear, dB(A) *	91	92	93
Sound power level guaranteed (LWA) dB(A) **	104	103	106
Equivalent vibration level (ahv, eq) front/rear handle, m/s ² ***	4.7/4.1	2.1 / 3.4	2.0 / 2.4
Chain pitch, inch	.325mini	.325mini, 1/4mini	.325mini, 1/4mini
Recommended bar length, min-max, cm/inch	30-40/12-16	30-40/12-16	25-35/10-14
Weight (excl. battery and cutting equipment), kg	2.9	2.5	2.4
FEATURES			
savE™	●	●	●
Intuitive keypad	●	●	●
Inertia chain brake	●	●	●
Belt eye let	●	●	●
Flip up tank cap	●	●	●
Retained bar nuts	●	●	●
All-weather use (IPX4)	●	●	●
Lateral battery slot, protection against dirt	●	●	●
Stepless speed control	●	●	●
Transparent oil tank	●	●	●
Active battery cooling	●	●	●
Metal chain catcher	●	●	●
Battery status	●	●	●
Heated handles	● (optional)	● (optional)	—
Oil sensor	●	●	—

*Equivalent sound pressure level at the operator's ear, measured according to EN ISO 22868, dB(A). Reported data for equivalent sound pressure level for the machine includes statistical uncertainty. **Noise emissions in the environment measured as sound power (LWA) is reported as guaranteed value in conformity with EC directive 2000/14/EC, with statistical dispersion included. Measured according to ISO 22868. ***Equivalent vibration levels (ahv,eq) at handles, measured according to EN ISO 22867, m/s². Typical statistical dispersion (standard deviation) of ± 1 m/s².

PETROL POLE SAWS	525PT5S	525P4S
TECHNICAL SPECIFICATIONS		
Cylinder displacement, cm ³	25.4	25.4
Power output, kW	1.0	1.0
Sound pressure level at operator's ear, dB(A)*	89	91
Sound power level guaranteed (LWA) dB(A)**	107	107
Equivalent vibration level (ahv, eq) front/rear handle, m/s ² ***	6.3 / 5.3	2.9 / 3.2
Chain pitch, inch	1/4	3/8mini
Recommended bar length, min-max, cm/inch	25-30/10-12	25-30/10-12
Max. length with cutting equipment, cm	402	243
Weight (excl. fuel and cutting equipment), kg	7.0	5.3

FEATURES		
X-TORQ® engine	●	●
Auto return stop switch	●	●
Chain lubrication	●	●
Chain tensioner	●	●
Fuel pump	●	●
Rear impact guard	●	●
Stand alone starter	●	●
Telescopic tube	●	—

HARNESS INCLUDED		
Standard single	●	●

● = Accessory *Equivalent sound pressure level, according to ISO 22868, is calculated as the time-weighted energy total for different sound pressure levels under various working conditions. Typical statistical dispersion for equivalent sound pressure level is a standard deviation of 1 dB(A). **Noise emissions in the environment measured as sound power (LWA) in conformity with EC directive 2000/14/EC. The guaranteed sound power level includes variation in production as well as variation from the test code with 1-3 dB(A). ***Equivalent vibration level, according to ISO 22867, is calculated as the time-weighted energy total for vibration levels under various working conditions. Reported data for equivalent vibration level has a typical statistical dispersion (standard deviation) of 1 m/s².



BATTERY POLE SAWS	530iPX	530iPT5	530iP4
TECHNICAL SPECIFICATIONS			
Battery type	Li-ion	Li-ion	Li-ion
Voltage, V	36	36	36
Motor type	BLDC (brushless)	BLDC (brushless)	BLDC (brushless)
Sound pressure level at operator's ear, dB(A) *	96	83	88
Sound power level guaranteed (LWA) dB(A) **	101	98	98
Equivalent vibration level (ahv, eq) front/rear handle, m/s ² ***	1.1 / 1.2	1.4 / 1.2	1.9 / 1.1
Chain pitch, inch	3/8mini	1/4	1/4
Recommended bar length, min-max, cm/inch	25-30/10-12	25-30/10-12	25-30/10-12
Length, extended, with cutting equipment, cm	180	400	250
Weight (excl. battery and cutting equipment), kg	3.1	5.0	3.4

FEATURES			
savE™	●	●	●
Intuitive keypad	●	●	●
Harness eyelet	●	●	●
Rear impact guard	●	●	●
Flip up tank cap	●	●	●
Telescopic tube	—	●	—

HARNESS INCLUDED			
Single harness	—	●	●
Backpack battery harness	●	—	—

*Equivalent sound pressure level at the operator's ear, measured according to ISO 22868, dB(A). Reported data for equivalent sound pressure level for the machine has a typical statistical dispersion (standard deviation) of 1 dB(A). **Noise emissions in the environment measured as sound power (LWA) is reported as guaranteed value in conformity with EC directive 2000/14/EC, with statistical dispersion included. Measured according to ISO 22868. ***Equivalent vibration levels (ahv,eq) at handles, measured according to EN ISO 22867, m/s². Typical statistical dispersion (standard deviation) of ± 2 m/s².

Designed for your Husqvarna chainsaw

At Husqvarna, we're experts at making chainsaws. We know how essential the guide bar and chain are for the total performance. That's why we see them as extensions of the chainsaw, not add-ons. So we used our unique expertise to develop the optimal guide bars and chains for Husqvarna chainsaws specifically.



WE'VE GOT YOU COVERED

See the entire range of accessories, oils and lubricants at husqvarna.com/ChainsawParts



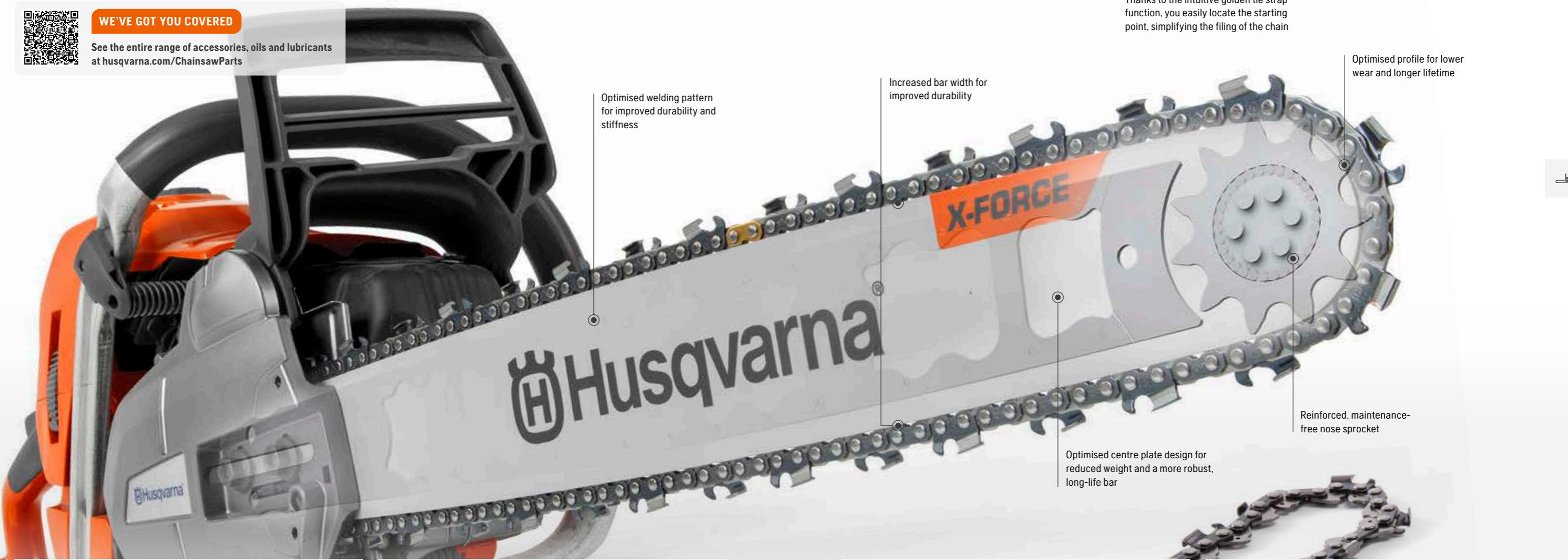
Materials and manufacturing processes are refined to the extreme, giving the X-CUT® chain impressive sharpness out of the box, and even more importantly – sharpness that lasts considerably longer before filing is needed.

The X-CUT® chain is pre-stretched at the factory so you can work for longer before re-tensioning is needed. No unnecessary chain tension required. The risk of damaging the cutting system with a slack chain is also decreased.

A carefully balanced combination of construction, materials and processes result in excellent, dynamic durability. Wear on the cutting system is reduced – and so is the need for service.

X-CUT® chains are made for making faster cuts, and they're ready to be used straight out of the box. This improves your efficiency – and your results. The smooth cutting reduces the feed force needed, making the work easier on your body.

Thanks to the intuitive golden tie strap function, you easily locate the starting point, simplifying the filing of the chain



X-CUT

MINIMUM DOWNTIME, MAXIMUM RESULTS
Husqvarna X-CUT®

X-CUT® chains are the first chains to have been developed, designed and manufactured by Husqvarna – and it has all been done in the city of Huskvarna, Sweden, where our chainsaws are developed and tested. Husqvarna X-CUT® chains are designed to maximise your output, allowing you to work longer without interruptions. You will feel the difference, and you will produce more in the long run.

X-PRECISION

TREE SURGERY CUTTING EQUIPMENT
Husqvarna X-PRECISION®

Pruning and tree care operations normally require precise and gentle cutting, causing minimal injury to the tree and allowing the cut surface to heal quickly. Our X-PRECISION® range of cutting equipment includes chains and guide bars developed for this application. Optimised for use on our professional battery-powered and small-sized petrol chainsaws, the X-PRECISION® cutting equipment is an ideal choice for tree care experts.

X-FORCE

DURABLE, LIGHTWEIGHT GUIDE BARS
Husqvarna X-FORCE™

X-FORCE™ guide bar is Husqvarna's answer to the challenge of designing the perfect guide bar – a bar that's both lightweight and low-maintenance, to minimise your burden, yet durable enough to withstand tough work over long time. Husqvarna X-FORCE™ guide bars are developed side by side with Husqvarna X-CUT® chains, optimised for Husqvarna chainsaws. The result is a cutting system that makes your chainsaw perform on an entirely new level – delivering a fast, precise kerf with minimal friction loss.

X-TOUGH

X-TOUGH LIGHT

EXTRA DURABLE SOLID GUIDE BARS
Husqvarna X-TOUGH® and X-TOUGH LIGHT™

X-TOUGH® guide bar is the perfect match for your Husqvarna chainsaw when a durable, robust guide bar is your top priority. The solid steel body equals long lifetime, while the robust RSN mount makes the tip just as durable. The high stiffness makes it easier to cut straight in just about any environment, and the design minimises pinching. X-TOUGH LIGHT™ guide bar provides a similar robust performance yet saving 10–15% weight. This is great news for your saw's manoeuvrability, especially with longer guide bars.

CHAINSAW CHAIN X-PRECISION® SP11G



Semi-chisel 1/4" mini 1.1 mm chainsaw chain developed for precise and gentle pruning of branches up to 15 cm. This chain cuts like a scalpel, excellent for tree surgery. The clean cuts help the tree to heal well and look good afterwards. A thin chain with low weight and low noise, that operates smoothly and efficiently with battery and small-size petrol chainsaws.

CHAINSAW CHAIN X-PRECISION® SP21G



SP21G is a semi-chisel .325" mini 1.1 mm chain with low kick-back, specifically developed to increase the cutting speed and efficiency for full-time use battery chainsaws. The chain is energy efficient and the optimised geometry delivers a consistently smooth cut, excellent bore cut as well as improved handling and manoeuvrability – key characteristics when performing tree care. Fits the .325" mini X-PRECISION® bars.

CHAINSAW CHAIN X-CUT® S93G



This semi-chisel 3/8" mini 1.3 mm S93G chain is developed to fit smaller rear- and top-handle saws. Optimised geometry and grinding provides high cutting speed as well as low kick-back. High efficiency balanced against the available power from the chainsaw will enable a smooth and precise cut.

CHAINSAW CHAIN X-CUT® SP33G



Semi-chisel Pixel .325" 1.3 mm chain with low kick-back and low stretch. The narrow kerf equals impressive cutting efficiency. Developed for professional use on mid-size chainsaws, up to 55cc. Part of original equipment on Husqvarna 550 XP® chainsaws

CHAINSAW CHAIN X-CUT® S35G



Semi-chisel .325" 1.5 mm chainsaw chain developed for everyday professional use. A tough and reliable chain with a robust, pre-stretched standard chassis. Provides long-lasting sharpness, outstanding durability with low stretch and high cutting efficiency. Part of original equipment on Husqvarna 550 XP® chainsaws.

CHAINSAW CHAIN X-CUT® S85



Reliable cutting capacity in tough conditions. A robust semi-chisel 3/8" 1.5 mm chain for 60–90cc chainsaws. Made for heavy-duty work, less sensitive to dirt, and easier to sharpen. Specifically designed for urban tree care workers and loggers who value easy sharpening and superior stay sharp properties. The robust chassis and the optimised cutter material gives perfect out-of-the-box performance and durability.

CHAINSAW CHAIN X-CUT® C33



Superior cutting efficiency in clean conditions. An advanced chisel .325" 1.3 mm chain for 40–60cc chainsaws. Made for full-time professional use. The chain is made by Husqvarna to ensure you get the best possible output from your chainsaw. With superior cutting efficiency, a sharpness that lasts and low stretch, it gives you better results, less need for maintenance and lower costs.

CHAINSAW CHAIN X-CUT® C35



Superior cutting efficiency in clean conditions. An advanced chisel .325" 1.5 mm chain for 40–60cc chainsaws. Made for full-time professional use. The chain is made by Husqvarna to ensure you get the best possible output from your chainsaw. With superior cutting efficiency, a sharpness that lasts and low stretch, it gives you better results, less need for maintenance and lower costs.

CHAINSAW CHAIN X-CUT® C85




Superior cutting efficiency in clean conditions. An advanced chisel 3/8" 1.5 mm chain for 60–90cc chainsaws. Made for full-time professional use. The chain is made by Husqvarna to ensure you get the best possible output from your chainsaw. With superior cutting efficiency, a sharpness that lasts and low stretch, it gives you better results, less need for maintenance and lower costs.

PIXEL CUTTING EQUIPMENT – FASTER AND LIGHTER


The slim design of Pixel cutting equipment makes a narrower cut which means an increase in cutting speed. The reduction in weight moves the centre of gravity of the saw towards the rear. Together with a somewhat smaller rotating mass the gyro force is also reduced. Both of these are important factors, for example when limbing.

GUIDE BARS X-PRECISION®



The X-PRECISION® bars are designed specifically for use with the X-PRECISION® chains on Husqvarna professional battery-powered and small-sized petrol chainsaws. The optimised overall geometry and small nose radius provide efficient cutting with precise control, excellent bore cutting properties and reduced risk of kick-back. Available in .325" mini (10–16") and 1/4" mini (10–12")


GUIDE BARS WITH REPLACEABLE SPROCKET NOSE X-TOUGH LIGHT™



A lightweight solid RSN bar. Improves the manoeuvrability while maintaining durability and robustness. The load is transferred to the high-quality roller bearing. Wear-resistant paint protects against scratches and corrosion. Replaceable tip is available as a spare part. Available in 3/8" (20–36").

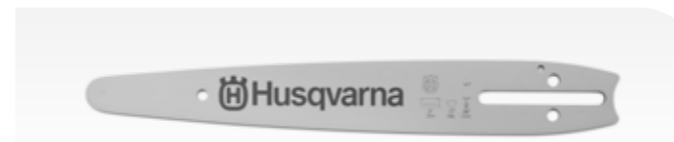
Sparepart X-TOUGH LIGHT™ RSN tip; 3/8" 599 96 78-01

GUIDE BARS WITH HARD NOSE X-TOUGH®




Durable and robust solid bars used for hard species of timber, thick bark and in very sandy, dusty or sooty conditions. The bars are coated to protect against scratches and corrosion. Available in 3/8" (18–28") and .404" (24–42").

GUIDE BARS CARVING BAR




Carving bars have a smaller nose radius and are suitable for sculpting and other precision work. Available in 1/4" (10–12").

GUIDE BARS WITH NOSE SPROCKET X-FORCE™



The X-FORCE™ lightweight laminated bars offer easier maintenance and increased productivity. Depending on the model, these benefits come from features such as updated profiles, larger nose sprocket, weight reduced center plate and high-quality roller bearing with supported shields. Available in 3/8" (15–20"), 3/8" mini (12–16") and .325" (13–20").


GUIDE BARS WITH REPLACEABLE SPROCKET NOSE X-TOUGH®



Solid RSN bar with great durability and robustness. The load is transferred to the high-quality roller bearing. The bars are coated to protect against scratches and corrosion. Replaceable tip is available as a spare part. Available in 3/8" (16–28"), .325" (18").

Sparepart X-TOUGH® RSN tip; 3/8" 597 47 41-01 and .325" 597 47 43-01

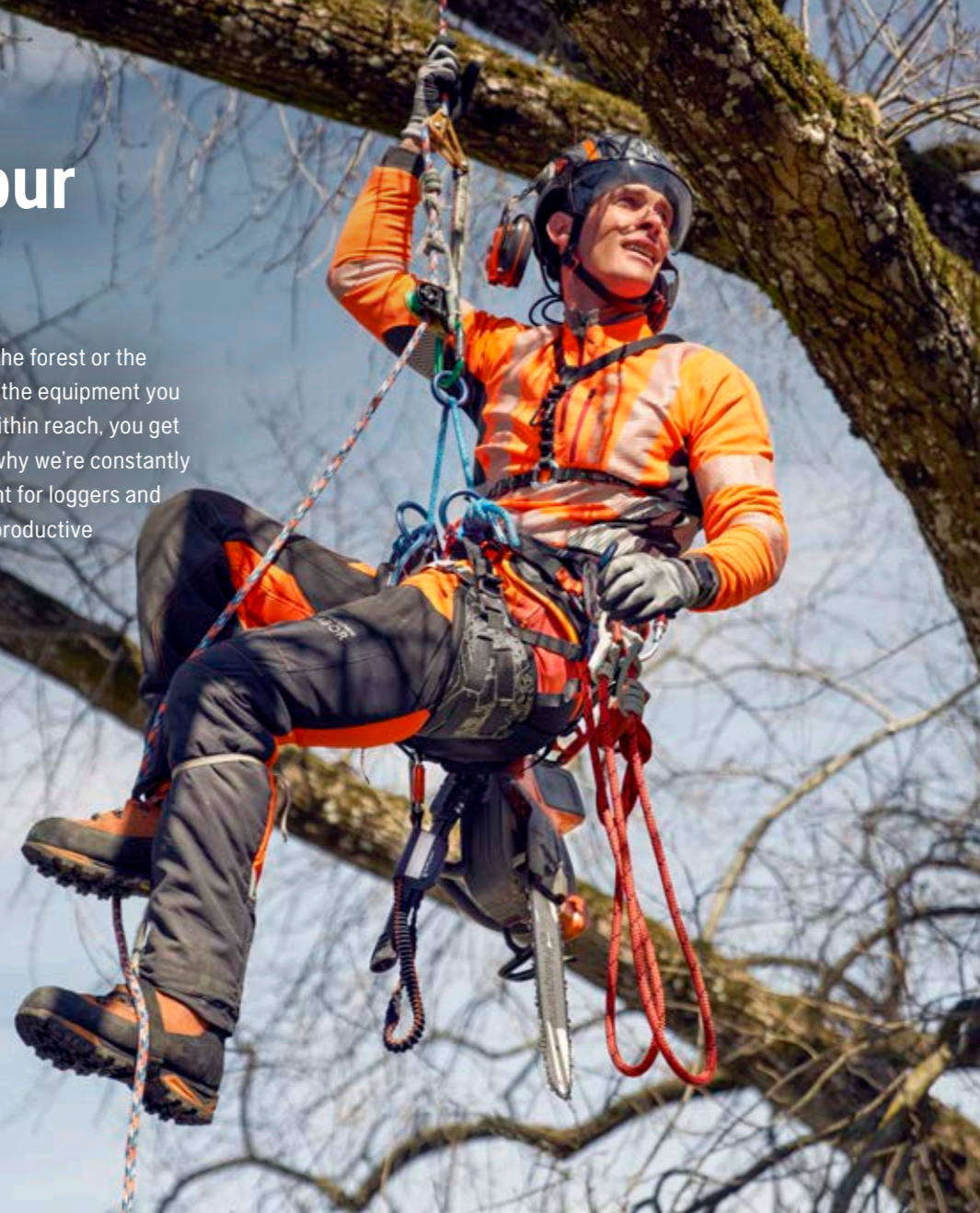
GUIDE BARS WITH NOSE SPROCKET LAMINATED



The gentle curve and small nose radius reduce the risk of kick-back and facilitates good cutting control. Coated bars to protect against scratches and corrosion. Available in 3/8" mini (10–16").

Bring only your essentials

When you spend entire days working in the forest or the treetops, you want to be sure to have all the equipment you need. With the right professional tools within reach, you get the job done easier, and quicker. That's why we're constantly developing and expanding our equipment for loggers and arborists, to make your workdays more productive and more rewarding.



TOOL BELT FLEXI – COMBI KIT



A flexible and ergonomic tool belt with excellent weight distribution and adjustable, one-hand-release belt buckle specially developed for forestry work. Intuitive and easy to personalise with easily attached holders, pockets and harness.

Tool belt FLEXI. Harness. Combi holster with wedge pocket. File and combi-tool holder. Universal bag. Universal tool holder. Combi holster. 593 83 72-01

TOOL BELT FLEXI – WEDGE KIT



A flexible and ergonomic tool belt with excellent weight distribution and adjustable, one-hand-release belt buckle specially developed for forestry work. Intuitive and easy to personalise with easily attached holders, pockets and harness.

Tool belt FLEXI. Harness. Wedge pocket. File and combi-tool holder. Universal bag. Universal tool holder. Combi holster with wedge pocket. 593 83 72-02

TOOL BELT FLEXI – CARRIER KIT



A flexible and ergonomic tool belt with excellent weight distribution and adjustable, one-hand-release belt buckle specially developed for forestry work. Intuitive and easy to personalise with easily attached holders, pockets and harness.

Tool belt FLEXI. Harness. Accessory bag. File and combi-tool holder. Universal bag. Carrier hook. Wedge pocket. 593 83 72-03

- 1. TOOL BELT FLEXI**
A flexible and ergonomic tool belt with excellent weight distribution and adjustable, one-hand-release belt buckle. 593 83 74-01
- 2. HARNESS FOR TOOL BELT FLEXI**
Ergonomic design together with a chest strap evens the weight over the shoulders. 593 83 76-01
- 3. UNIVERSAL BAG**
Universal bag for first aid kit, GPS tracker, power bar or other smaller items. 593 83 92-01
- 4. COMBI HOLSTER**
Combi holster for lifting tongs or lifting hook plus eyelets for measuring tape. 593 83 83-01
- 5. HOLDER FOR MEASURING TAPE**
Holder that keeps measuring tape securely in place. 593 83 91-01
- 6. COMBI HOLSTER WITH WEDGE POCKET**
Combi holster for lifting tongs or lifting hook plus a pocket for wedges. 593 83 83-02
- 7. WEDGE POCKET**
Pocket for multiple wedges, with individual sections keeping them in place. 593 83 88-01
- 8. UNIVERSAL TOOL HOLDER**
Multi-purpose holder for carrying tools such as an axe, impact bar etc. 593 83 97-01
- 9. CARRIER HOOK**
A multi-purpose hook for carrying various tools, water cans or other equipment. 593 83 96-01
- 10. SPRAY CAN HOLDER**
Holster for a spray can that makes sure it is securely kept in its place. 593 83 95-01
- 11. FILE AND COMBI-TOOL HOLDER**
Holder for one round and one flat file, plus combi-tool. The holder effectively helps prevent tools from breaking or being lost. 593 83 94-01
- 12. BOTTLE HOLDER**
Holder for a 50 cl water bottle. Makes the bottle easy to reach and keeps it securely in the belt. 536 37 31-01
- 13. CALLIPER HOLSTER**
The caliper holster from our classic tool belt can also be used with tool belt FLEXI. 505 69 32-04
- 14. BREAKING BAR HOLSTER**
The breaking bar holster from our classic tool belt can also be used with tool belt FLEXI. 505 69 32-92
- 15. ACCESSORY BAG**
Extra bag, suitable for your fire extinguisher, water bottle, extra clothing and more. 596 25 29-01



- TROLLEY BAG**
Robust trolley bag with easy-access u-shaped zipper and silent rubber wheels. Moulded bottom and side make the bag stand upright without support. Two organising bags included. Made of 25% recycled polyester. 90 litres, 593 25 81-01
- DUFFEL BAG**
Moisture-repellent and easily cleaned material, smart inside pockets and soft top handles. Removable shoulder straps and organising bags included. 70 litres, 593 25 83-01
- CHAINSAW BAG**
Bag made with special pockets for chainsaw files, and a bar cover that is easily removed and attached to the bag with hook-and-loop fastenings. Fits all our chainsaws. Made of 26% recycled polyester. 48 litres, 597 41 83-01
- BACK PACK**
Durable backpack for all weathers. Easily cleaned material that keeps the inside dry. Roll-up seal and smart compartments for your laptop, thermos and water bottle. Made of 46% recycled polyester. 30 litres, 593 25 82-01
- POWER BOX**
Tough and handy carrying case designed to carry a chainsaw, lubricants and other accessories. 531 30 08-72



COMPLETE TOOL BELT

Complete tool belt with two holsters, lifting hook, lifting tong, rear tool carrier and 15 m measuring tape. The tool belt is extra wide, to provide more support for the back. 505 69 90-15

Combi holster in LD polythene, 505 69 16-06
Combi holster with wedge pocket, 579 21 71-01
Tape holster, 505 69 75-00



REAR TOOL CARRIER

With large storage pocket for first aid kit, spare chain and carburettor screwdriver. Holster for file, file gauge, combination spanner and tape measure.

505 69 05-10



CRAYON HOLDER WITH REEL

Holder with spring-loaded metal reel for 12 mm crayons. Robust design with a metal reel that can be attached to the tool belt or harness.

593 83 98-01
Tool reel, 1.2 m, 535 28 81-01
Graphite crayons, 12 pcs, 593 97 55-01



MEASURING TAPE

Easy to use, lightweight design, ideal for measuring logs and stems. Can be adjusted without tools. Marked on both sides. Robust with aluminium top.

15 m release hook, 586 99 75-01
20 m release hook, 586 99 75-02
15 m timber hook, 586 99 75-03
15 m / 50' release hook, 586 99 76-01 € 20
m / 66' release hook, 586 99 76-02 €



FELLING WEDGE PRO

Extremely durable, made of high-impact plastic. Designed with cross grooves for improved grip in frozen timber. 25 cm, 598 03 61-01



FELLING WEDGES

Made of high-impact ABS plastic. Helps the tree fall in the right direction. 14 cm, 598 03 58-01
20 cm, 598 03 58-02
25 cm, 598 03 58-03



SPLITTING WEDGE

Twisted wedge for splitting logs, to be used with a sledge or a sledge axe. 577 25 92-01



WEDGE FOR SPLITTING WOOD

Made of high-quality steel. 578 45 68-01



ALUMINIUM FELLING WEDGE

Helps the tree fall in the right direction. Possible to re-grind. 550 g, 22 cm, 586 88 59-01
1.000 g, 27.5 cm, 586 88 59-02



ARBORIST WEDGE

A small-size professional wedge designed specifically for smaller felling cuts. Made from high-quality, durable plastic. The wedge fits in pockets or can be hung from strap/eyelet. 598 03 57-01



LIFTING / TIMBER TONGS

Sharp tongs with grinded edges. Special hardened steel with treated surface makes them robust and less sensitive to rust.

30 cm, 574 38 76-01
20 cm, 574 38 75-01

LIFTING HOOK

Extended hook with a longer, wider opening to give a better grip when working. Special hardened steel with treated surface makes it robust and less sensitive to rust.

574 38 74-01



IMPACT BAR

Combined impact and breaking bar with specially shaped impact heel to prevent vibrations when hitting the wedge.

47 cm, 574 38 71-01



BREAKING BAR WITH CANT HOOK

Fully forged with plastic handle, repeat heel and turning hook.

80 cm, 586 89 69-01



LONG BREAKING BAR

Forged bottom parts for extra strength. Front teeth give better grip. Long handle makes two-hand grip possible.

130 cm, 574 38 72-01
Cant hook, 574 38 73-01



FIRST AID KIT

Includes first aid bandage, 9 plasters in various sizes, 2 wound swabs, 1 mirror, 1 cotton bud.

504 09 53-01



TURNING STRAP

For moving/turning jammed trees and as a carrying strap for cans.

505 69 80-20



MARKING TAPE

100 % viscose. Two-coloured, 25 mm wide and approx. 70 m long. With one colour, 20 mm wide and approx. 75 m long.

Orange, 574 28 77-00
Red, 574 28 77-01
Blue, 574 28 77-02
Yellow, 574 28 77-03



BELT

Leather, 505 69 00-01

25 cm, 598 03 61-01

14 cm, 598 03 58-01
20 cm, 598 03 58-02
25 cm, 598 03 58-03

577 25 92-01

578 45 68-01

550 g, 22 cm, 586 88 59-01
1.000 g, 27.5 cm, 586 88 59-02

598 03 57-01

30 cm, 574 38 76-01
20 cm, 574 38 75-01

574 38 74-01



CALLIPERS

With table of cylinder volumes, centimetre gradations on 2 sides.

36 cm, 505 69 47-30
46 cm, 505 69 47-46
Holster, 505 69 32-04



CLEARING AXE

With hickory shaft and double-edged blade that's reversible and replaceable.

579 00 06-01
Spare blade, 579 00 40-01



SAPPIE

Short-handled sapple for moving logs. Polished metal head with sharply curved tip. Part of the wooden handle is painted in orange for improved visibility.

38 cm, 579 69 28-01
Spare shaft, 531 06 43-04
80 cm, 579 69 28-02
Spare shaft, 531 06 43-05



LIMBING SAW

Curved blade with hook at tip and blade for cutting bark to prevent splitting.

33.3 cm with barkblade, 505 69 45-66
Spare blade, 505 69 45-77



FOLDABLE PRUNING SAW 200 FO

Foldable saw with 200 mm blade for different applications.

967 23 64-01



STRAIGHT PRUNING SAW 300 ST

Straight saw with 300 mm blade for sawing fresh and dry wood. Holster included.

967 23 65-01



CURVED PRUNING SAW 300 CU

Curved saw with 300 mm blade for heavy pruning. Holster included.

967 23 66-01



TELESCOPIC SHAFT FOR LIMBING SAW

2.5-5 meters. Length is easy to adjust. 502 42 73-01



HUSQVARNA CLIMBING HARNESS

A climbing harness that delivers the comfort and versatility you need when working long, demanding days in the trees. Soft back padding and adjustable leg loops increase your comfort and mobility while reducing physical strain. The multiple settings and double bridges adapt to different working methods and climbing styles, while the many options for attaching accessories allow you to always bring the right tool for the job.

534 09 86-01



WORK POSITIONING LANYARD

A strong and versatile lanyard, ready to use for different jobs and working methods. Designed to be lightweight and easily adjusted with one hand. The steel thimble loop allows it to be used as an additional climbing line or anchor point. Diameter 11.5 mm. Length 4 or 5 m.

534 09 98-01, 4 m
534 09 98-02, 5 m



PRUSIK

A high-quality piece of safety equipment, ideal for experienced tree professionals and beginners alike. The prusik is made from a polyester and aramid fibre mix, which makes it highly resistant to abrasions and heat while providing excellent grip. Diameter 8 mm. Length 76 cm or 85 cm.

534 09 99-01, 76 cm
534 09 99-02, 85 cm



FRICTION SAVER

This friction saver comes ready to use and provides an effective link between the climbing rope and the tree – reducing damage to both. It is easy to use, easy to adjust and easy to remove, thanks to the smart, integrated design. Diameter 12 mm. Length 2 m.

534 09 92-01



SLING

This multi-purpose sling is ready to use in a number of ways. It can be used as an anchor sling or as a hitch cord, thanks to the Eye-n-Eye splice. It can even work as a friction saver due to the integrated lightweight ring. Diameter 10 mm. Length 1.3 m.

534 09 97-01



CLIMBING ROPE, 11.5 MM

This climbing rope maintains a consistent diameter while climbing for superior grip and less hand fatigue. Equipped with an approved splice at one end, it offers an excellent balance between softness and stiffness and is ideal for use with double rope techniques and hitch cords. Diameter 11.5 mm. Length 45 or 60 m.

534 09 87-01, Orange, 45 m
534 09 87-11, Blue, 45 m
534 09 87-02, Orange, 60 m
534 09 87-12, Blue, 60 m



CLIMBING ROPE, 11.8 MM

This versatile climbing rope can be used for single and double rope techniques with different mechanical hardware for a smooth ascent or descent. It features an approved splice at one end and offers an excellent balance between softness and stiffness. Diameter 11.8 mm. Length 45 or 60 m.

534 09 88-01, Orange, 45 m
534 09 88-11, Blue, 45 m
534 09 88-02, Orange, 60 m
534 09 88-12, Blue, 60 m



RIGGING ROPE, 14 MM

Easy to handle and highly abrasion resistant, this Husqvarna rigging rope is ideal for both experienced tree professionals and beginners. It is made from 32 strand 100% polyester, which gives the rope a high breaking strength and makes it easy to handle, knot and splice. It also features an approved splice at one end. Diameter 14 mm. Length 60 m.

534 09 89-01



28 L ROPE BAG

Holds up to 80 m of 12 mm rope. Cinch top closure keeps rope clean and dry. External daisy chains for external gear storage. Covered top handles for added comfort.

596 93 63-11




NEW

HUSQVARNA X SKYLOTEC POWER ASCENDER

Battery-powered ascender for tree climbers using the Husqvarna BLi-X 36V battery system. A compact, intuitive, and lightweight solution that saves energy for the work in the tree canopy. With a capacity of 185 kg, it can lift both you and your gear. The included remote control allows the ground crew to send additional tools your way, making your job even smoother.

Kit excl. battery, 970 73 58-01



NEW

CLIMBING ROPE, 11 MM ASCEND

This climbing rope is designed for use with the Husqvarna X Skylotec Power Ascender. Its 32-strand braided construction and compact design make it robust and suitable for use with the ascender and most other climbing devices. The bright and vivid colours of the rope make it easily visible, both in the canopy and on the ground. Length 60 m.

546 72 49-01



THROWLINE

Made from high-strength, low-stretch Dyneema® fiber. The urethane coating makes it abrasion resistant and easy to tie and to throw without tangling. The orange color also provides good visibility.

55 m, 596 93 59-11



THROW WEIGHTS

High-quality weights made with highly durable Cordura fabric. Easy to attach safely to the throwline. The orange color also provides good visibility.

397 g, 596 93 58-11
340 g, 596 93 58-12
283 g, 596 93 58-13
226 g, 596 93 58-14



THROW LINE CUBE

Foldable 16-inch fabric cube, ideal for keeping the throwline clean and free from tangles, when thrown into the canopy.

596 93 60-11



GEAR BAG

This versatile Husqvarna gear bag can also be used as a travel bag or rigging bag. The smart, user-friendly design includes a side opening, carry handles at the top and sides, daisy chains inside and out plus lots of pockets for storing and organising your essentials – including an easy to find first aid pocket. Well-padded, well-balanced shoulder straps and moulded back padding provide comfort, while durable, water-resistant fabric and a reinforced bottom provide protection.

534 10 18-01



CHAINSAW STRAP, ANTISHOCK

Anti-shock strap for tree climbing professionals. In case the chainsaw falls and gets stuck in falling branches, the chainsaw strap tears open to reduce the impact force of the falling chainsaw and reduce the risk of injury. Pre-treated elastic webbing provides high abrasion resistance, while an integrated ring provides an extra attachment point for the chainsaw.

534 10 08-01



ARBORIST WEDGE

A small-size professional wedge designed specifically for smaller felling cuts. Made from high-quality, durable plastic. The wedge fits in pockets or can be hung from strap/eyelet.

598 03 57-01



CHAINSAW HOOKS

For easy connection of a chainsaw to a harness. It slips in through the harness straps and stays in place, thanks to its stabilising clip.

58080 03-01



CHAINSAW EYELET

For arborists who use a standard chainsaw. Provides a designated way to connect the chainsaw to the chainsaw strap. Has an overload release.

57807 71-01



CARABINER

Made from hot forged 707 Aluminum for high strength and low weight. Triple locking system prevents accidental opening. Key lock gate nose limits snagging of rope and clothing.

D-shape, 596 93 62-12
Oval, 596 93 62-11
HMS/Pear-shape, 596 93 62-13



ACCESSORY CARABINER

High-quality, lightweight mini carabiner that is superb for attaching and organising your gear onto your harness. Not certified as personal protective equipment.

536 17 63-01, 3-pcs





HUSQVARNA INTENSIVE CUT ROUND FILES

Designed for optimal cutting performance and longer lifetime.

3 PIECES

- 3.5 mm, 597 35 48-03
- 4.0 mm, 597 35 48-01
- 4.5 mm, 597 35 55-01
- 4.8 mm, 597 35 58-01
- 5.2 mm, 597 35 59-01
- 5.5 mm, 597 35 61-01

12 PIECES

- 4.0 mm, 597 35 48-02
- 4.8 mm, 597 35 58-02
- 5.2 mm, 597 35 59-02
- 5.5 mm, 597 35 61-02



FILE GAUGES

Specially designed file gauges that give the correct filing angles. Use together with our round files.

- H00 1/4", 1.3 mm, 505 69 81-18
- H38 3/8"mini Pixel, 1.1 mm, 579 55 88-01
- H35/H36/H37 3/8"mini, 505 24 37-01
- H64(S), .404", 1.6 mm, 505 69 81-15

COMBINATION GAUGES

Our combination gauges are specially designed with a file gauge and depth gauge setter together in one tool. Use together with our round and flat files for correct filing angles and depth gauge setting.

- X-PRECISION® P21, green, SP21G .325"mini/ 1.1 mm Pixel, 595 00 47-01
- X-CUT® P33, orange, SP33G .325" 1.3 mm Pixel, 586 93 84-01
- X-CUT® 33/35, yellow, S35G/C35 .325" 1.5 mm, C33 .325" 1.3 mm, 587 80 91-01
- X-CUT® 83/85, blue, C83/C85/S85 3/8", 586 93 86-01
- X-CUT® 93, grey, S93G 3/8"mini 1.3 mm, 587 80 90-01
- H00 1/4" 1.3 mm, 580 68 74-01
- H30 .325" / 1.3 mm Pixel, 505 69 81-08
- H22/H25/H23 .325" / 1.5 mm, 505 69 81-09
- H42/H46/H47(S)/H48(S)/H50 3/8" Chisel, 505 24 35-01
- H49/H51/H54/H58 3/8" Semi-chisel, 575 99 15-01



FILE HOLDER

Developed for the SP11G chain, with specially designed file gauges that give the correct filing angles. Use together with our 3.5 mm round file.

- 529 93 71-01

FLAT FILES

Quality files which give you the right geometry of the cutter.

- Flat file 6" 1 pc, 505 69 81-60
- Flat file 6" 12 pcs, 505 69 81-61
- Flat file 6" 100 files/p, 505 69 81-62
- Flat file 8" 1 pc, 505 69 81-80



FILE HANDLE

Patented file locking system. Fits all our files. 25° and 30° guides ensure correct file angling.

- File handle Ø 4.5-5.5 mm, 505 69 78-01
- File handle flat files, 505 69 78-10



DEPTH GAUGE TOOL

Specially designed depth gauges that give the correct depth gauge setting for our H-chains. Use together with our flat files.

- H21/22/23/25 .325", 505 69 81-00
- H42/46/47/48/80/81, 3/8" Chisel, 505 69 81-01
- H64, .404", 505 69 81-02
- H38, 3/8"mini Pixel, 505 69 81-03

STUMP VISE

To fasten the chainsaw in a secure position when filing. Made of forged steel.

- 505 66 52-56

FILE KITS

Complete filing kit with a file handle, combination gauge or a file gauge and depth gauge, two round files and one flat file.

- P21, green, SP21G, 590 00 46-01
- X-CUT® P33, orange, SP33G, 586 93 34-01
- X-CUT® 33/35, yellow, C33/C35/S35G, 587 80 68-01
- X-CUT® 83/85, blue, C83/C85/S85, 586 93 85-01
- X-CUT® 93, grey, S93G, 587 80 67-01
- H00, 580 68 75-01
- H30, 505 69 81-27
- H25/H22/H21/H23, 505 69 81-25
- H36, 505 69 81-38
- H37, 579 65 36-01
- H42/H46/H47/H48/H50, 505 69 81-30

Product guide – filing equipment

CHAIN NAME	GAUGE NAME	ROLLER COLOR	FILE DIAMETER (MM / INCH)	COMBINATION FILE GAUGE	FILE KIT	FILE GAUGE	FILE HOLDER	DEPTH GAUGE TOOL
X-PRECISION®								
SP11G	P11	—	3.5 / 9/64	—	—	—	529 93 71-01	—
SP21G	P21	● Green	4.0 / 5/32	595 00 47-01	595 00 46-01	—	—	—
X-CUT®								
SP33G	P33	● Orange	4.8 / 3/16	586 93 84-01	586 93 34-01	—	—	—
S35G/C35/C33	33/35	● Yellow	4.8 / 3/16	587 80 91-01	587 80 68-01	—	—	—
C83/C85/S85	83/85	● Blue	5.5 / 7/32	586 93 86-01	586 93 85-01	—	—	—
S93G	93	● Grey	4.0 / 5/32	587 80 90-01	587 80 67-01	—	—	—
H-CHAIN								
H00	1/4"	—	4.0 / 5/32	580 68 74-01	580 68 75-01	505 69 81-18	—	—
H38	3/8"mini Pixel	—	4.5 / 11/64	—	—	579 55 88-01	—	505 69 81-03
H37	3/8"mini	—	4.0 / 5/32	—	579 65 36-01	505 24 37-01	—	—
H30	.325" Pixel	—	4.8 / 3/16	505 69 81-08	505 69 81-27	—	—	—
H21/22/23/25	.325"	—	4.8 / 3/16	505 69 81-09	505 69 81-25	—	—	505 69 81-00
H42/46/47/48/80/81	3/8" Chisel	—	5.5 / 7/32	505 24 35-01	505 69 81-30	—	—	505 69 81-01
H49/51/54/58/70	3/8" Semi-Chisel	—	5.5 / 7/32	575 99 15-01	—	—	—	—
H64	.404"	—	5.5 / 7/32	—	—	505 69 81-15	—	505 69 81-02



WOOD HANDLE AXES

A series of high-quality forged axes with ash wood handle. Part of the handle is painted in orange for improved visibility.

- Hatchet, 36 cm, 0.6 kg, 597 62 77-01
- Spare shaft, 531 06 43-06
- Universal axe, 70 cm, 1.25 kg, 597 62 90-01
- Spare shaft, 531 06 43-07
- Small splitting axe, 50 cm, 1.25 kg, 599 67 31-01
- Spare shaft, 531 06 43-03
- Splitting axe, 80 cm, 2.5 kg, 597 62 94-01
- Spare shaft, 531 06 43-08



FOREST AXE

Suitable for small-scale tree felling, limbing logs, branch trimming and clearing bushes. The long handle gives power to the cut. High-quality, hand-forged Swedish steel. 65 cm.



SPLITTING AXE

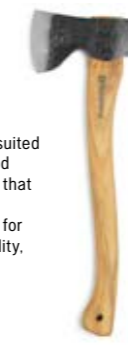
This heavier splitting axe is best suited for splitting thicker wood and firewood. The head is designed to go easy into the wood, with minimal effort by the chopper, and split the wood in two parts. The long handle creates extra power and has space for two-hand grip. High-quality, hand-forged Swedish steel. 75 cm.



SMALL SPLITTING AXE

This small splitting axe is best suited for basic splitting of lighter firewood. The head is designed to go easy into the wood, with minimal effort by the chopper, and split the wood in two parts. The small size makes it possible to use with one-hand grip. High-quality, hand-forged Swedish steel. 50 cm.

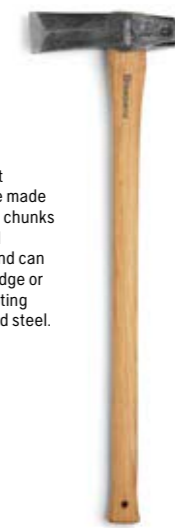
- 576 92 68-01
- Spare shaft, 576 92 68-02



CARPENTER'S AXE

The carpenter's axe is best suited for carpentry and other wood work. Recess in the head so that the hand gets as close as possible to the cutting edge for maximum control. High-quality, hand-forged Swedish steel. 50 cm.

- 576 92 65-01
- Spare shaft, 576 92 68-02



SLEDGE AXE

The sledge axe is our most powerful and heaviest axe made for splitting logs and large chunks of wood. It has a hardened striking face in the neck and can therefore be used as a sledge or in combination with a splitting wedge. High-quality forged steel. 80 cm.

- 531 31 17-01
- Spare shaft, 536 58 94-01



HATCHET AXE

Small, light axe that can be used for cutting branches or splitting small camp firewood. High-quality, hand-forged Swedish steel. 37.5 cm.

- 576 92 64-01

HIKING HATCHET

A smaller axe for hiking and camping. Hand forged high-quality steel, hardened to stay sharp, with a hickory handle and leather egg cover. 24 cm.

- 599 67 35-01



HUSQVARNA A1400

Universal axe ideal for splitting resinous wood. 60 cm.

- 580 76 11-01



HUSQVARNA A2400

Powerful universal axe for different kinds of wood work. 70 cm.

- 580 76 12-01



HUSQVARNA S1600

Splitting axe for splitting logs and chunks of wood. 60 cm.

- 580 76 13-01



HUSQVARNA S2800

Powerful splitting axe for splitting large logs. 70 cm.

- 580 76 14-01



HUSQVARNA H900

Small hatchet for trekking, gardening and other outdoor activities. 34 cm

- 580 76 10-01



GRINDSTONE

Small-size silicon carbide grinding stone for sharpening axes. Dual grains (course and fine) for fast or fine grinding. Can be used both dry or with oil or water. Comes with a leather pouch.

- 599 67 46-01



99 Husqvarna harnesses for a better workday and relief for your body

164 Our clothing will provide you with the level of performance and comfort you need

Husqvarna Forestry clearing saws

Husqvarna forestry clearing saws are designed to tackle long workdays in tough terrain with ease. Abundant power, professional-quality components and ergonomic design – including the renowned Balance XT2 harness – make work quick and efficient, with less strain on your muscles.

106 Cutting equipment of high-quality materials for an efficient workday

30 Discover the high-performing and flexible Husqvarna BLi-X 36V battery system



EXPLORE ONLINE

Find our entire range of forestry clearing saws and accessories by visiting husqvarna.com/ForestryClearingSaws



Top features of Husqvarna forestry clearing saws

1. USER-CENTRIC DESIGN

We design all our clearing saws to be extremely well-balanced and comfortable to use, with effective vibration damping systems and ergonomic harnesses to enhance operator comfort.

2. LOWVIB® VIBRATION DAMPING

Our LowVib® system keeps the vibrations in the handles at extremely low levels by separating the handles from the engine and cutting equipment. This reduces the hand-arm vibration exposure.

3. START MODE

With the Start Mode activated, the engine is optimised for quick starts. Push the Start Mode button, pull the cord and get to work, no matter the engine's temperature.

4. X-TORQ® ENGINES

Our X-TORQ® engines deliver great power and torque thanks to highly efficient combustion.

5. TAILORED FOR EFFICIENCY

The bevel gear is designed to keep the saw blade at a perfect angle, making it easier to fell trees in the right direction. The tower is lowered and the tube shortened for easier manoeuvring.

6. AUTOTUNE™

With AutoTune™, you can always expect reliable starts and maximum performance. The air-fuel mixture is automatically adjusted to humidity, altitude, temperature, fuel quality and air filter.

7. THUMB THROTTLE

The thumb-operated throttle gives you precision control and enhanced operator comfort. Just as convenient as it should be.

8. TILTABLE SAW HEAD

Our battery-powered 530iPX forestry clearing saw has an incredibly low weight and impressive performance. The saw head can be tilted 90 degrees, to make pruning work possible as well.

PETROL FORESTRY CLEARING SAW
555FXT



53.3 cm³
2.8 kW
9.1 kg

A very powerful clearing saw developed for full time spacing tasks in rough conditions. The 53cc engine provides the boost and rapid acceleration you need for the toughest of jobs. Excellent comfort thanks to the Balance XT2 harness. Equipped with heated handles.

- X-TORQ® engine
- LowVib®
- Auto return stop switch
- Smart Start®
- Heated handles

PETROL FORESTRY CLEARING SAW
555FX



53.3 cm³
2.8 kW
8.9 kg

A very powerful clearing saw developed for full time spacing tasks in rough conditions. The 53cc engine provides the boost and rapid acceleration you need for the toughest of jobs. Excellent comfort thanks to the Balance XT2 harness.

- X-TORQ® engine
- LowVib®
- Auto return stop switch
- Smart Start®

PETROL FORESTRY CLEARING SAW
545FXT AutoTune™



45.7 cm³
2.2 kW
8.4 kg

Tough, easy-to-use, high-performance 45cc clearing saw developed for full-time clearance work. Excellent comfort thanks to the Balance XT2 harness. Equipped with heated handles.

- X-TORQ® engine
- LowVib®
- Auto return stop switch
- Start Mode
- AutoTune™
- Heated handles

PETROL FORESTRY CLEARING SAW
535FBX



34.6 cm³
1.6 kW
.325" Pixel
33 cm
12.4 kg

The first application for top spacing. The design provides total load distribution, with the 34cc engine located in a harness on your back. The cutting equipment is hinged in a flexible suspension for optimal comfort and flexibility, to make work easy and with high precision.

- X-TORQ® engine
- LowVib®
- Auto return stop switch
- Detachable shaft
- Flexible saw suspension

PETROL FORESTRY CLEARING SAW
545FX AutoTune™



45.7 cm³
2.2 kW
8.2 kg

Tough, easy-to-use, high-performance 45cc clearing saw developed for full-time clearance work. Excellent comfort thanks to the Balance XT2 harness.

- X-TORQ® engine
- LowVib®
- Auto return stop switch
- Start Mode
- AutoTune™

PETROL FORESTRY CLEARING SAW
545F



45.7 cm³
2.0 kW
8.4 kg

Simple, easy-to-use, 45cc clearing saw developed for heavy-duty clearance work. Excellent comfort thanks to the Balance X™ harness.

- X-TORQ® engine
- LowVib®
- Auto return stop switch
- Smart Start®

BATTERY FORESTRY CLEARING SAW
530iPX



3/8" mini
25-30 cm
3.1 kg

Battery-powered clearing saw that also can be used as a pole saw (the cutting head can be angled 90 degrees) with a power output equivalent of a 30cc petrol machine. Its low weight, excellent ergonomics and quiet operation make it comfortable to use in any location at any time of day. For further technical specifications, please see page 73.

- Brushless E-TORQ™ motor
- savE™
- Intuitive keypad
- Weatherproof (IPX4)
- Adjustable cutting head

PETROL FORESTRY CLEARING SAWS	555FXT	555FX	545FXT AUTOTUNE™	545FX AUTOTUNE™	545F	535FBX
TECHNICAL SPECIFICATIONS						
Cylinder displacement, cm ³	53.3	53.3	45.7	45.7	45.7	34.6
Power output, kW	2.8	2.8	2.2	2.2	2.0	1.6
Fuel tank volume, litres	1.1	1.1	1.0	1.0	0.9	0.6
Fuel consumption, g/KWh	480	480	450	450	450	473
Sound pressure level at operator's ear, dB(A)*	103	103	99	99	99	94
Guaranteed sound power level, LWA dB(A)**	117	117	116	116	114	111
Equivalent vibration level (ahv, eq) left /right handle, m/s ² ***	2.1/2.3	2.1/2.3	3.5/3.2	2.9/3.3	2.9/3.2	—
Equivalent vibration level (ahv, eq) front /rear handle, m/s ² ***	—	—	—	—	—	1.8/1.2
Maximum power speed, rpm	9000	9000	9000	9000	9000	8400
Idling speed, rpm	2800	2800	2700	2700	2700	2900
Gear ratio	1:1.29	1:1.29	1:1.29	1:1.29	1:1.29	1:1.29
Drive gear angle	24	24	24	24	24	—
Weight (excl. fuel and cutting equipment), kg	9.1	8.9	8.4	8.2	8.4	12.4
FEATURES						
X-TORQ® engine	●	●	●	●	●	●
LowVib®	●	●	●	●	●	●
Auto return stop switch	●	●	●	●	●	●
Fuel pump	●	●	●	●	●	●
Tool-less adjustment of handlebar / handle	●	●	●	●	—	●
Forestry bevel gear	●	●	●	●	●	—
Smart Start®	●	●	—	—	●	—
Start Mode	—	—	●	●	—	—
AutoTune™	—	—	●	●	—	—
Handle heating	●	—	●	—	—	—
Detachable shaft	—	—	—	—	—	●
Flexible saw suspension	—	—	—	—	—	●
HARNESSES INCLUDED						
Balance XT2	●	●	●	●	—	—
Balance X™	—	—	—	—	●	—
CUTTING EQUIPMENT INCLUDED						
OEM Saw blade	Scarlett 225-24	Scarlett 225-24	Scarlett 225-24	Scarlett 225-24	Scarlett 225-24	—
OEM bar and chain	—	—	—	—	—	.325" 13" Pixel

*Equivalent sound pressure level at the operator's ear, measured according to ISO 22868, dB(A). Reported data for equivalent sound pressure level for the machine has a typical statistical dispersion (standard deviation) of 1 dB(A). **Noise emissions in the environment measured as sound power (LWA) in conformity with EC directive 2000/14/EC. Reported sound power level for the machine has been measured with the original cutting attachment that gives the highest level. The guaranteed sound power level includes variation in production as well as variation from the test code with 1-3 dB(A). ***Equivalent vibration levels (ahv,eq) at handles, measured according to EN ISO 11806-1 and ISO 22867, m/s². Reported data for equivalent vibration level has a typical statistical dispersion (standard deviation) of 1 m/s².



Husqvarna Brushcutters and trimmers

The Husqvarna range of brushcutters and trimmers are built to withstand the most demanding jobs. They are not only reliable, powerful and efficient, but also well-balanced, lightweight and easy to handle. So you get much more done in much less time. Our range of battery-powered brushcutters provides you with a new level of productivity and rechargeable power, challenging everything you thought you knew about battery-powered brushcutting tools once and for all.

99 Husqvarna harnesses for a better workday and relief for your body

164 Our clothing will provide you with the level of performance and comfort you need

1 User-centric design



2 Balanced for manoeuvrability



3 Large cutting diameter



4 Ergonomic harnesses

5 Connectivity options

Top features of Husqvarna brushcutters and trimmers

1. USER-CENTRIC DESIGN

Our machines are designed to make your work easier and more efficient. The bevel gears are precisely angled to facilitate and improve your grass clearing work. The high handlebar tower facilitates work in slopes.

2. BALANCED FOR MANOEUVRABILITY

Our machines are well-balanced with optimally angled handlebar, comfort handle and adjustable harness eyelet to ensure a good working posture. The shaft length is optimised for efficiency.

3. LARGE CUTTING DIAMETER

Our brushcutters and trimmers have larger cutting diameters than most other machines. Combined with powerful engines and optimised transmissions, this means increased productivity.

4. ERGONOMIC HARNESES

With the right Husqvarna harness you get the most out of your machine and work more efficiently. The harness makes the machine feel lighter, more manoeuvrable and less strenuous to operate.

5. CONNECTIVITY OPTIONS

If your machine is "Connectivity ready", it is easy to plug in a sensor to connect with Husqvarna Fleet Services™. If it has "Integrated connectivity" you can connect it without a sensor.

EXPLORE ONLINE



Find our entire range of brushcutters and accessories by visiting husqvarna.com/ProBrushcutters



Find our entire range of grass trimmers and accessories by visiting husqvarna.com/ProGrassTrimmers




9 2-way trimmer head

10 ErgoFeed®



Brushless E-TORQ™ motors 6

Equivalent to petrol power 7



COMBI MACHINES

Just as reliable. Just more flexible.


We never compromise when it comes to power, durability or productivity. That's why we have designed our combi machines to work equally well as our conventional machines. This means that you get a reliable workmate that handles everything from powerful pole sawing to efficient cultivating with ease. Read more on page 100.



HUSQVARNA FLEET SERVICES™

The easy way to keep track of your equipment

Connect your machines to Husqvarna Fleet Services™, and you'll always know where they are, how much they've been used, when they need service, and much more. The HCM500 connectivity gateway secures a reliable fleet data collection and transfer to the cloud. You always have total control from your computer, tablet or smartphone. Read more on page 26.



Top features of Husqvarna brushcutters and trimmers

6. BRUSHLESS E-TORQ™ MOTORS

The brushless E-TORQ™ motors developed and produced by Husqvarna are perfectly adapted for each application. They withstand tough professional use and are completely maintenance-free.

7. EQUIVALENT TO PETROL POWER

Husqvarna powerful battery-powered brushcutters and trimmers have 20, 25 and 35cc equivalent E-TORQ™ motors and 40–46 cm cutting diameters to provide the performance you need.

8. INTUITIVE KEYPAD

The user interface on our battery-powered products is designed with large, responsive buttons and a battery indicator so you always can keep an eye on your current charging status.

9. 2-WAY TRIMMER HEAD

The 2-way trimmer head on 520iRX and 520iLX battery trimmers allows you to switch rotational direction, to avoid spraying grass, gravel and dirt onto walkways or towards sensitive objects.

10. ERGOFEED®

The ErgoFeed® function allows you to feed the trimmer line with a simple push of a button located on the right handle. This reduces the risk of unintentional feed and saves trimmer line.

11. X-TORQ® ENGINES

Our X-TORQ® engines deliver great power and torque thanks to highly efficient combustion.

12. START MODE

With the Start Mode activated, the engine is optimised for quick starts. Push the Start Mode button, pull the cord and get to work, no matter the engine's temperature.

13. LOWVIB® VIBRATION DAMPING

Our LowVib® system keeps the vibrations in the handles at extremely low levels by separating the handles from the engine and cutting equipment. This reduces hand-arm vibration exposure.

14. AUTOTUNE™

With AutoTune™, you can always expect reliable starts and maximum performance. The air-fuel mixture is automatically adjusted to humidity, altitude, temperature, fuel quality and air filter.

106 Cutting equipment made from high-quality materials for an efficient workday

30 Discover the high-performing and flexible Husqvarna BLi-X 36V battery system

PETROL BRUSHCUTTER 555RXT



53.3 cm³
 2.8 kW
 54 cm
 9.2 kg

A rugged, powerful and fuel-efficient, 53cc brushcutter, for day in, day out use. With superb operator comfort, thanks to its ergonomic design and the Balance XT2 harness.

- X-TORQ® engine
- Standalone starter
- Auto return stop switch
- LowVib®
- Smart Start®

PETROL BRUSHCUTTER 553RBX



50.6 cm³ 46 cm
 2.3 kW 12.1 kg

A powerful, 50cc backpack brushcutter developed for the most demanding full-time jobs in difficult terrain. Its unique harness makes moving around easy and comfortable.

- X-TORQ® engine
- Standalone starter
- Comfortable harness
- J-handle

PETROL BRUSHCUTTER 545RXT



45.7 cm³
 2.2 kW
 49 cm
 8.7 kg

High-performance 45cc brushcutter with excellent ergonomics for comfortable full-time use. Ideal for heavy agricultural, horticultural and utility applications. Comes with the renowned Balance XT2 harness.

- X-TORQ® engine
- Standalone starter
- Auto return stop switch
- LowVib®
- Start Mode
- AutoTune™

PETROL BRUSHCUTTER 535RX




34.6 cm³
 1.4 kW
 47 cm
 6.1 kg

Durable and easy-to-use 35cc brushcutter for frequent trimming of thick grass and weeds. The class-leading power-to-weight ratio translates into maximum performance.

- X-TORQ® engine
- Standalone starter
- Auto return stop switch
- LowVib®

BATTERY BRUSHCUTTER 535iRXT



45 cm
 4.9 kg

Robust, high-performance battery-powered brushcutter with a power output equivalent to a 35cc petrol brushcutter. Lightweight and well-balanced for full-time use. Features ErgoFeed® trimmer head and provides excellent comfort thanks to the Balance XB™ harness. Includes trimmer head and grass blade.

- Brushless E-TORQ™ motor
- 3-speed mode
- Intuitive keypad with battery status
- ErgoFeed® trimmer head
- LowVib®
- Integrated connectivity
- Weatherproof (IPX4)

BATTERY BRUSHCUTTER 535iRX



45 cm
 4.9 kg

Robust, high-performance battery-powered brushcutter with a power output equivalent to a 35cc petrol brushcutter. Lightweight and well-balanced for full-time use. Includes trimmer head and grass blade.

- Brushless E-TORQ™ motor
- 3-speed mode
- Intuitive keypad with battery status
- LowVib®
- Weatherproof (IPX4)

PETROL BRUSHCUTTER 545RX



45.7 cm³
 2.1 kW
 49 cm
 8.9 kg

High-performance, 45cc brushcutter with excellent ergonomics for comfortable full-time use. Ideal for heavy agricultural, horticultural and utility applications.

- X-TORQ® engine
- Standalone starter
- Auto return stop switch
- LowVib®
- Smart Start®

PETROL BRUSHCUTTER 545FR



45.7 cm³
 2.1 kW
 49 cm
 8.7 kg

High-performance, versatile 45cc brushcutter with excellent ergonomics for frequent use on brush and weeds. Ideal for heavy agricultural, horticultural and utility applications. Includes trimmer head, grass blade and saw blade.

- X-TORQ® engine
- Standalone starter
- Auto return stop switch
- LowVib®
- Smart Start®

PETROL BRUSHCUTTER 535RXT



34.6 cm³
 1.4 kW
 47 cm
 6.7 kg

Durable and easy-to-use, 35cc brushcutter for frequent trimming of thick grass and weeds. The class-leading power-to-weight ratio translates into maximum performance with minimum strain on your body, further enhanced by the anti-vibration system.

- X-TORQ® engine
- Standalone starter
- Auto return stop switch
- LowVib®

BATTERY BRUSHCUTTER 535iFR



45 cm
 4.5 kg

Robust and versatile, high-performance battery-powered brushcutter with a power output equivalent to a 35cc petrol brushcutter. Lightweight and well-balanced for frequent use on grass, brush and for light forestry clearing. Includes trimmer head, grass blade and saw blade.

- Brushless E-TORQ™ motor
- 3-speed mode
- Intuitive keypad with battery status
- Integrated connectivity
- Weatherproof (IPX4)

PETROL BRUSHCUTTER 525RXT Mark II



25.4 cm³
 1.0 kW
 45 cm
 5.8 kg

Lightweight and ergonomic, yet efficient, 25cc bullhorn brushcutter for frequent trimming duties and general landscape maintenance around commercial properties, estates, farms and parks. Robust design and large fuel tank. Very low vibration levels. Comes with Balance 35 harness.

- X-TORQ® engine
- Standalone starter
- Auto return stop switch
- LowVib®
- Connectivity ready

PETROL BRUSHCUTTER 525RX Mark II



25.4 cm³
 1.0 kW
 45 cm
 5.5 kg

Lightweight and ergonomic, yet efficient, 25cc bullhorn brushcutter for frequent trimming duties and general landscape maintenance around commercial properties, estates, farms and parks. Large fuel tank for long workshifts. Comes with Balance 35 harness.

- X-TORQ® engine
- Standalone starter
- Auto return stop switch
- Connectivity ready

BATTERY BRUSHCUTTER

525iRXT



- Bluetooth icon
- 46 cm
- 4.2 kg

Efficient brushcutter with a power output equivalent to a 25cc brushcutter. Lightweight and well balanced for full-time use, with robust and durable design. Excellent comfort thanks to the high handle tower with anti-vibration and ErgoFeed® trimmer head. Trimmer head and grass blade included.

- Brushless E-TORQ™ motor
- 3-speed mode
- Intuitive keypad with battery status
- ErgoFeed® trimmer head
- LowVib®
- Integrated connectivity
- Weatherproof (IPX4)

BATTERY BRUSHCUTTER

520iRX



- 40 cm
- 3.8 kg

A lightweight, battery-powered brushcutter with high performance. Perfect for gardeners, landscapers and contractors. Features excellent ergonomics and balance, 2-way rotation trimmer head and long-lasting brushless motor.

- Brushless E-TORQ™ motor
- savE™
- Intuitive keypad
- Weatherproof (IPX4)
- Two-way rotation

BATTERY TRIMMER

525iLXT



- Bluetooth icon
- 46 cm
- 3.1 kg

Battery-powered loop-handle grass trimmer, with power equivalent to a 25cc petrol trimmer. Lightweight and well balanced for full-time use, with robust and durable design. Excellent comfort thanks to the ErgoFeed® trimmer head.

- Brushless E-TORQ™ motor
- 3-speed mode
- Intuitive keypad with battery status
- ErgoFeed® trimmer head
- Integrated connectivity
- Weatherproof (IPX4)

BATTERY TRIMMER

520iLX



- 40 cm
- 3.0 kg

A lightweight, battery-powered loop-handle trimmer with high performance. Perfect for gardeners, landscapers and contractors. Features excellent ergonomics and balance, 2-way rotation trimmer head and long-lasting brushless motor.

- Brushless E-TORQ™ motor
- savE™
- Intuitive keypad
- Weatherproof (IPX4)
- Two-way rotation

Cylinder displacement, cm³ Power output, kW Cutting width, cm Weight (excl. fuel / battery and cutting equipment), kg For more technical specifications see pages 102-105.



Husqvarna harnesses

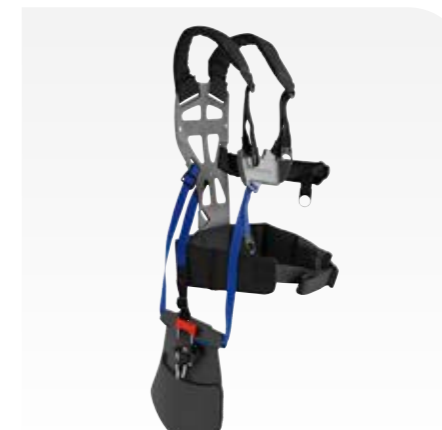
BALANCE XT2



Our most ergonomic harness, with plenty of adjustment possibilities for a superb fit on various body types. The load is evenly distributed and optimally balanced on shoulders, chest, back and hips. Functional materials in the belts add comfort. Easy to open and lock with a one-grip buckle. Fully compatible for mounting accessories in FLEXI tool belt and battery belt systems, such as battery carrier and bottle holder. Read more about accessories on page 43.

536 25 34-01
536 37 35-01, extension plate for taller operators


BALANCE X™



Delivers great relief to your upper body and arms thanks to well balanced weight distribution between the shoulders, between the chest and back, and from the shoulders to the hips.

578 44 97-01

BALANCE XB™



Delivers great relief to your upper body and arms thanks to well balanced weight distribution in three ways: between the shoulders, between the chest and the back, and from the shoulders to the hips. Equipped with an holder for a battery carrier so that you can easily bring an extra battery.

597 46 93-01

BALANCE 55/
BALANCE 35 / BALANCE 35 B



Ergonomically designed harnesses that distribute the load optimally between your shoulders, chest and back. Hip pad with travelling connection.

Balance 55, 537 27 57-01

Balance 35, 537 27 57-02

Ergonomically designed harness specially developed for our battery trimmers.

Balance 35 B, 537 27 57-05

BACKPACK HARNESS



Ergonomically designed harness for carrying a backpack battery. It allows you to easily detach and switch batteries between team members while keeping your harness optimally adjusted for individual fit. It's also a perfect harness for the 530iPX clearing saw.

582 90 90-01

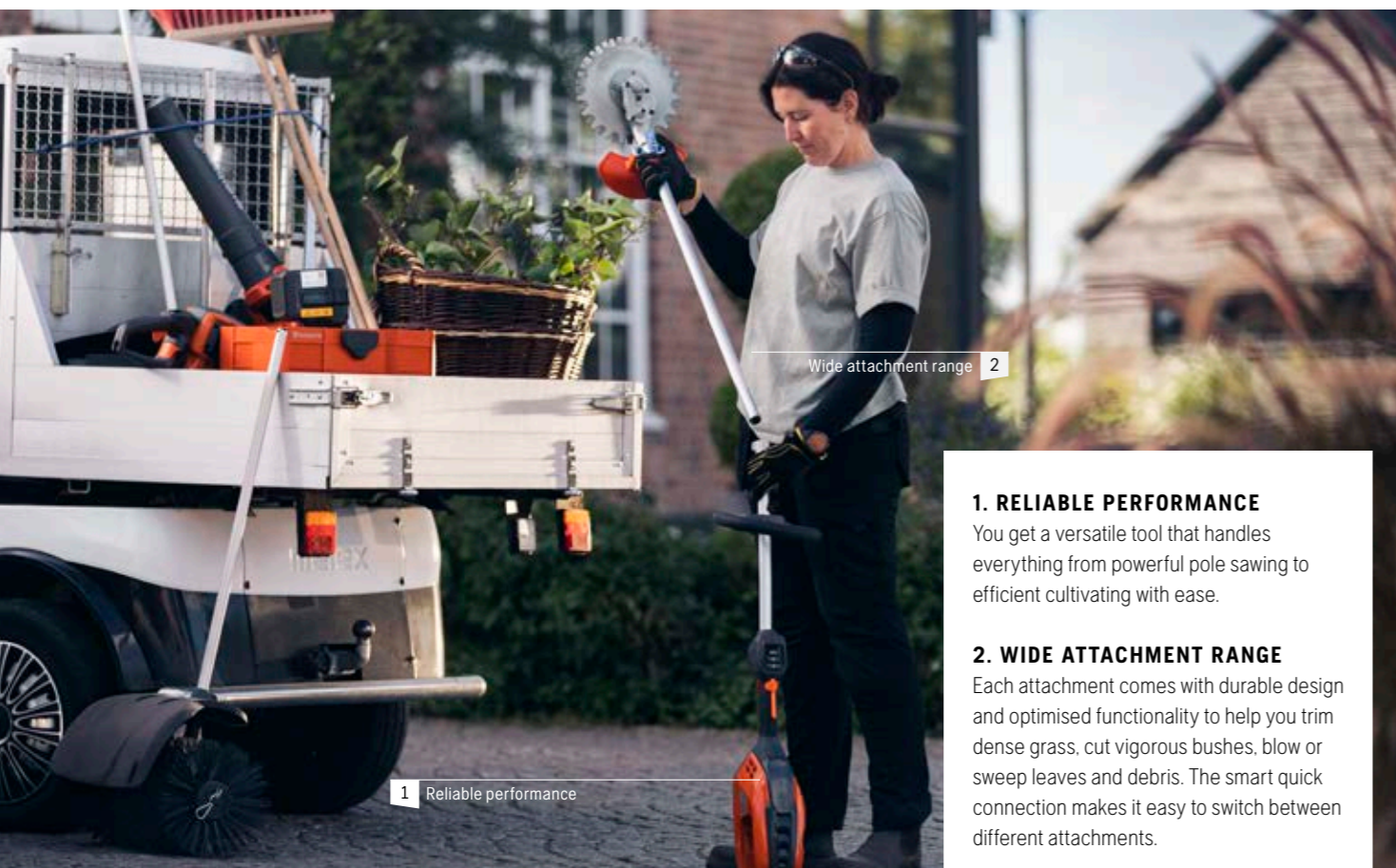
HIP-PAD ACCESSORY



Completes the backpack battery harness in combination with battery brushcutters and battery blowers. For a more convenient and relaxed working position.

587 83 40-01

HARNESSES	BALANCE XT2	BALANCE X™	BALANCE XB™	BALANCE 55	BALANCE 35	BALANCE 35 B	BACKPACK HARNESS
FEATURES							
Wide, ventilated back plate	●	●	●	●	●	●	—
Quick set adjustment points	●	●	●	●	●	●	●
Padded, ergonomics straps	●	●	●	●	●	●	●
Shock-absorbing hip pad	●	●	●	●	—	—	—
Flexible hip pad suspension	●	●	●	●	●	●	—
Wide, supporting hip belt	●	●	●	—	—	—	—
Quick release on hip pad	●	●	●	—	—	—	—
Grass and forest mode	●	●	●	—	—	—	—
Height-adjustable back plate	●	—	—	—	—	—	●
Flexible shoulder section	●	—	—	—	—	—	●
Flexible hip fixing point	—	—	—	—	—	—	●
Special setting for women	●	—	—	—	—	—	—
Battery carrier kit	—	—	●	—	—	—	—



Wide attachment range 2

1 Reliable performance

1. RELIABLE PERFORMANCE

You get a versatile tool that handles everything from powerful pole sawing to efficient cultivating with ease.

2. WIDE ATTACHMENT RANGE

Each attachment comes with durable design and optimised functionality to help you trim dense grass, cut vigorous bushes, blow or sweep leaves and debris. The smart quick connection makes it easy to switch between different attachments.

PETROL COMBI MACHINE**535LK**

34.6 cm³
1.5 kW
45 cm
5.8 kg

Lightweight, 35cc loop-handle combi machine with several features for easy and comfortable use. Thanks to the 24 mm shaft diameter, it can be equipped with a host of different attachments, making it the perfect multi-tool.

- X-TORQ® engine
- Standalone starter
- Auto return stop switch
- Click-on attachments

PETROL COMBI MACHINE**525LK**

25.4 cm³
1.0 kW
46 cm
4.5 kg

Lightweight, 25cc loop-handle combi machine with several features for easy and comfortable use. Thanks to the 24 mm shaft diameter, it can be equipped with a host of different attachments, making it the perfect multi-tool.

- X-TORQ® engine
- Standalone starter
- Auto return stop switch
- Smart Start®
- Click-on attachments

BATTERY COMBI MACHINE**525iLK**

42 cm
2.4 kg

Battery-powered loop-handle combi machine, with power equivalent to a 25cc petrol machine. Lightweight and well balanced for full-time use, with robust and durable design.

- Brushless E-TORQ™ motor
- 3-speed mode
- Intuitive keypad with battery status
- Integrated connectivity
- Weatherproof (IPX4)
- Click-on attachments

Cylinder displacement, cm³ Power output, kW Cutting width, cm Weight (excl. fuel / battery and cutting equipment), kg
For more technical specifications see pages 102–105.

Combi machine attachments**TRIMMER HEADS**


Trimmer head attachment equipped with a combination guard and a T35 Tap-n-go™ trimmer head. Shaft diameter 24 mm.

TA 850/24, fits 535LK, 525LK and 525iLK.
537 35 35-03

BRUSHCUTTERS

Brushcutter attachment equipped with a combination guard and a grass knife. Shaft diameter 24 mm.

BCA 850/24 with Multi 255-4 grass knife, complete with J-handle and harness. Fits 525LK and 525iLK.
967 18 59-02

HEDGERS

Hedge trimmer attachment. Cutting deck 60 cm. Shaft diameter 24 mm.

HA 200, tube length 11 cm. Fits 535LK and 525LK.
596 31 65-03
HA 860, tube length 85 cm. Fits 535FBX, 535LK, 525LK and 525iLK. 596 31 66-03

POLE SAW

Provides extra reach when needed. Cuts branches up to approx. 15 cm in thickness. Length 73–110 cm. Shaft diameter 24 mm.

PA 1100, 110 cm, fits 535FBX, 535LK, 525LK and 525iLK.
537 18 33-27
PAX 1100, 110 cm, fits 535LK, 525LK and 525iLK.
967 68 83-03
PAX 730, 73 cm, fits 535LK, 525LK and 525iLK.
967 68 82-03

EDGER

Keeps lawns, pathways and flowerbeds looking good with straight, neat edging. Shaft diameter 24 mm.

ESA 850, straight shaft, fits 535LK, 525LK and 525iLK.
967 92 56-04
ECA 850, curved shaft, fits 535LK, 525LK and 525iLK.
967 92 55-04

TILLER

Ideal on delicate flowerbeds and around the base of trees. Shaft diameter 24 mm.

CA 230, fits 535LK, 525LK and 525iLK. 967 29 42-01

BRISTLE BRUSH

Sturdy brush that removes dirt from paths, driveways and even in deep grooves. Guard is included. Width 60 cm. Shaft diameter 24 mm.

BR 600, fits 535LK, 525LK and 525iLK. 967 29 67-01 €

SWEEPER

High-capacity rubber broom that cleans sand and gravel from paths, driveways and lawns. Guard is included. Width 60 cm. Shaft diameter 24 mm.

SR 600-2, fits 535LK, 525LK and 525iLK.
967 29 44-01

DETHATCHER

Cleans away moss to provide a healthier lawn. Width 60 cm. Shaft diameter 24 mm.

DT 600, fits 535LK, 525LK and 525iLK. 967 29 69-01

BLOWER

Powerful blower that frees paths and driveways from leaves, litter and grass clippings. Shaft diameter 24 mm.

BA 101, fits 535LK, 525LK and 525iLK. 967 28 64-01

WEED SCISSORS

Cutting attachment for weed control and grass edging along sidewalks and gravel paths, reduces risk of scattered rocks and other debris. Shaft diameter 24 mm.

RA 850, fits 525LK, 525LK and 525iLK. 967 90 85-01
RA-V, fits 525RXT and 525RX. 967 90 86-01

EXTENSION

Shaft extension that provides an extra reach of almost 80 cm. Shaft diameter 24 mm.

EX 780, fits 535FBX, 525LK and 525iLK.
967 29 71-01

PETROL BRUSHCUTTERS AND TRIMMERS	555RXT	553RBX	545RXT	545RX	545FR	535RXT	535RX	525RXT Mark II	525RX Mark II	535LK	525LK
TECHNICAL SPECIFICATIONS											
Cylinder displacement, cm ³	53.3	50.6	45.7	45.7	45.7	34.6	34.6	25.4	25.4	34.6	25.4
Power output, kW	2.8	2.3	2.2	2.1	2.1	1.4	1.4	1.0	1.0	1.4	1.0
Fuel tank volume, litres	1.1	0.8	1.0	0.9	0.9	0.6	0.6	0.65	0.65	0.6	0.5
Fuel consumption, g/KWh	480	476	450	450	450	475	475	600	600	475	600
Sound pressure level at operator's ear, dB(A)*	101	97	100	101	100	96	95	96	94	99	94
Sound power level guaranteed (LWA) dB(A)**	121	118	117	117	117	114	114	106	106	114	106
Equivalent vibration level (ahv, eq) left/right handle, m/s ² ***	1.5/1.6	—	3.3/3.5	3.2/2.9	3.6/3.8	2.4/3.1	3.4/4.1	2.0/2.5	2.8/2.7	—	—
Equivalent vibration level (ahv, eq) front/rear handle, m/s ² ***	—	2.7/3.8	—	—	—	—	—	—	—	4.5/3.9	3.0/3.3
Maximum power speed, rpm	9000	9500	9000	9000	9000	8400	8400	8500	8500	8400	8500
Idling speed, rpm	2800	2800	2700	2700	2700	2900	2800	3000	3000	2900	3000
Gear ratio	1:1.47	1:1.4	1:1.4	1:1.4	1:1.4	1:1.4	1:1.4	1:1.46	1:1.46	1:1.5	1:1.46
Drive gear angle	35	30	35	35	35	35	35	30	30	30	30
Cutting width, cm	54	46	49	49	49	47	47	45	45	45	46
Tube diameter, mm	35	28	32	32	32	28	28	24	24	24	24
Weight (excl. fuel and cutting equipment), kg	9.2	12.1	8.7	8.9	8.7	6.7	6.1	5.8	5.5	5.8	4.5
FEATURES											
Fuel pump	●	●	●	●	●	●	●	●	●	●	●
Grass bevel gear	●	●	●	●	●	●	●	●	●	●	●
Transparent fuel tank	●	●	●	●	●	●	●	●	●	●	●
Tap-n-go™ trimmer head	●	●	●	●	●	●	●	●	●	●	●
X-TORQ® engine	●	●	●	●	●	●	●	●	●	●	●
Standalone starter	●	●	●	●	●	●	●	●	●	●	●
Combi-guard	—	●	●	●	●	●	●	●	●	●	—
Auto return stop switch	●	—	●	●	●	●	●	●	●	●	●
Smart Start®	●	—	●	●	●	—	—	●	●	●	●
Start Mode	—	—	●	—	—	—	—	—	—	—	—
Tool-less adjustment of handlebar	●	—	●	●	●	●	●	●	●	—	—
7° offset handlebar	●	—	●	●	●	●	●	●	●	—	—
High handlebar	●	—	●	●	—	●	●	●	●	—	—
Tool-less adjustment of harness hook eyelet	●	—	●	●	●	●	●	●	—	—	—
LowVib®	●	—	●	●	●	●	●	●	—	—	—
AutoTune™	—	—	●	—	—	—	—	—	—	—	—
Connectivity ready	—	—	—	—	—	—	—	●	●	—	—
HARNESS INCLUDED											
Balance XT2	●	—	●	—	—	—	—	—	—	—	—
Balance X™	—	—	—	●	●	●	—	—	—	—	—
Balance 55	—	—	—	—	—	—	—	●	—	—	—
Balance 35	—	—	—	—	—	—	●	—	●	—	—
Integrated	—	●	—	—	—	—	—	—	—	—	—
CUTTING EQUIPMENT INCLUDED											
OEM Trimmer head	T55X M12	T45X M12	T45X M12	T45X M12	T45X M12	T35 M12	T35 M12	T35 M10	T35 M10	T35 M10	T35 M10
OEM Grass blade	Multi 350-3	Multi 275-4	Multi 300-3	Multi 300-3	Multi 300-3	Multi 300-3	Multi 300-3	Grass 255-4	Grass 255-4	—	—
OEM Saw blade	—	—	—	—	Scarlett 200-22	—	—	—	—	—	—
AVAILABLE ATTACHMENTS											
Trimmer TA 850 / 24	—	—	—	—	—	—	—	—	—	●	●
Brushcutter BCA 850 / 24	—	—	—	—	—	—	—	—	—	●	●
Blower BA 101	—	—	—	—	—	—	—	—	—	●	●
Bristle brush BR 600	—	—	—	—	—	—	—	—	—	●	●
Dethatcher DT 600	—	—	—	—	—	—	—	—	—	●	●
Edger ESA 850	—	—	—	—	—	—	—	—	—	●	●
Edger ECA 850	—	—	—	—	—	—	—	—	—	●	●
Hedger, long HA 860	—	—	—	—	—	—	—	—	—	●	●
Hedger, short HA200	—	—	—	—	—	—	—	—	—	●	●
Pole saw PA 1100	—	—	—	—	—	—	—	—	—	●	●
Pole saw PAX 1100	—	—	—	—	—	—	—	—	—	●	●
Pole saw PAX 730	—	—	—	—	—	—	—	—	—	●	●
Sweeper SR 600-2	—	—	—	—	—	—	—	—	—	●	●
Tiller/Cultivator CA 230	—	—	—	—	—	—	—	—	—	●	●
Weed scissors RA 850	—	—	—	—	—	—	—	—	—	—	●
Weed scissors RA-V	—	—	—	—	—	—	—	●	●	—	—
Extension EX 780	—	—	—	—	—	—	—	—	—	●	●

*Equivalent sound pressure level at the operator's ear, measured according to ISO 22868, dB(A). Reported data for equivalent sound pressure level for the machine has a typical statistical dispersion (standard deviation) of 1 dB(A). **Noise emissions in the environment measured as sound power (LWA) in conformity with EC directive 2000/14/EC. Reported sound power level for the machine has been measured with the original cutting attachment that gives the highest level. The guaranteed sound power level includes variation in production as well as variation from the test code with 1-3 dB(A). ***Equivalent vibration levels (ahv, eq) at handles, measured according to EN ISO 11806-1 and ISO 22867, m/s². Reported data for equivalent vibration level has a typical statistical dispersion (standard deviation) of 1 m/s².



BATTERY BRUSHCUTTERS AND TRIMMERS	535iRXT	535iRX	535iFR	525iRXT	525iLXT	520iRX	520iLX	525iLK
TECHNICAL SPECIFICATIONS								
Battery type	Li-ion	Li-ion	Li-ion	Li-ion	Li-ion	Li-ion	Li-ion	Li-ion
Voltage, V	36	36	36	36	36	36	36	36
Motor type	Husqvarna E-TORQ™ BLDC (brushless)	Husqvarna E-TORQ™ BLDC (brushless)	Husqvarna E-TORQ™ BLDC (brushless)	Husqvarna E-TORQ™ BLDC (brushless)	Husqvarna E-TORQ™ BLDC (brushless)	Husqvarna E-TORQ™ BLDC (brushless)	Husqvarna E-TORQ™ BLDC (brushless)	Husqvarna E-TORQ™ BLDC (brushless)
Sound pressure level at operator's ear, dB(A) *	80.2	82	80	82	78	82	76.1	76
Guaranteed sound power level, LWA, dB(A) **	96	96	96	93	93	96	89	95
Equivalent vibration level (ahv, eq) left/right handle, m/s² ***	1.4/1.2	1.4/1.3	1.4/1.7	2.2/1.3	—	1.2/0.7	—	—
Equivalent vibration level (ahv, eq) front/rear handle, m/s² ***	—	—	—	—	4.4/2.7	—	1.2/0.7	1.4/1.5
Cutting width, cm	45	45	45	46	46	40	40	42
Tube diameter, mm	28	28	28	24	24	24	24	24
Weight (excl. battery and cutting equipment), kg	4.9	4.9	4.5	4.2	3.1	3.8	3.0	2.4
FEATURES								
Intuitive keypad	●	●	●	●	●	●	●	●
3-speed mode	●	●	●	●	●	—	—	—
High handlebar	●	●	—	●	—	●	—	—
Integrated connectivity	●	—	●	●	●	—	—	●
LowVib®	●	●	—	●	—	—	—	—
savE™	—	—	—	—	—	●	●	—
Two way rotation	—	—	—	—	—	●	●	—
ErgoFeed® trimmer head	●	—	—	●	●	—	—	—
HARNESSES INCLUDED								
Balance XB™	●	—	—	●	—	—	—	—
Balance 55	—	●	●	—	—	—	—	—
Balance 35B	—	—	—	—	—	●	—	—
CUTTING EQUIPMENT INCLUDED								
OEM Trimmer head	E35B	T35	T35	E35B	E35B	T25B	T25B	T35
OEM Grass blade	Multi 300-3	Multi 300-3	Multi 300-3	Multi 255-4	—	Multi 255-4	—	—
OEM Saw blade	—	—	Scarlett 200-22	—	—	—	—	—
AVAILABLE ATTACHMENTS								
Trimmer TA 850 / 24	—	—	—	—	—	—	—	●
Brushcutter BCA 850 / 24	—	—	—	—	—	—	—	●
Blower BA 101	—	—	—	—	—	—	—	●
Bristle brush BR 600	—	—	—	—	—	—	—	●
Dethatcher DT 600	—	—	—	—	—	—	—	●
Edger ESA 850	—	—	—	—	—	—	—	●
Edger ECA 850	—	—	—	—	—	—	—	●
Hedger, long HA 860	—	—	—	—	—	—	—	●
Hedger, short HA200	—	—	—	—	—	—	—	—
Pole saw PA 1100	—	—	—	—	—	—	—	●
Pole saw PAX 1100	—	—	—	—	—	—	—	●
Pole saw PAX 730	—	—	—	—	—	—	—	●
Sweeper SR 600-2	—	—	—	—	—	—	—	●
Tiller/Cultivator CA 230	—	—	—	—	—	—	—	●
Weed scissors RA 850	—	—	—	—	—	—	—	●
Weed scissors RA-V	—	—	—	●	●	—	—	—
Extension EX 780	—	—	—	—	—	—	—	●

*Equivalent sound pressure level at the operator's ear, measured according to ISO 22868, dB(A). Reported data for equivalent sound pressure level for the machine has a typical statistical dispersion (standard deviation) of 3 dB(A). **Noise emissions in the environment measured as sound power (LWA) is reported as guaranteed value in conformity with EC directive 2000/14/EC, with statistical dispersion included. Measured according to ISO 10884. ***Equivalent vibration levels (ahv, eq) at handles, measured according to ISO 22867, m/s². Typical statistical dispersion (standard deviation) of ± 2 m/s².



Your optimal choice of cutting equipment

Our trimmer heads, trimmer lines and blades do more than simply cut. Their excellent design, high-quality materials and facilitating technology mean you are always properly equipped to take on the job.

Find out more at husqvarna.com

COMBI-GUARD

No need to switch

The combination guard is handy if you want to switch between using a grass blade and a trimmer head, without having to remove and replace the guard. It works equally well for both.



TWO-WAY ROTATION

Clean, convenient trimming

The two-way rotation trimmer head allows you to switch direction of the rotation so you can avoid spraying grass onto walkways and flower beds as well as avoid other objects you want to protect from gravel and dirt. Available on Husqvarna 520iRX and 520iLX.



HUSQVARNA ERGOFEED®

Saving time, effort and trimmer line

The ErgoFeed® function allows you to feed the trimmer line with a simple push of a button located on the right handle. Since you don't need to tap the trimmer head on the ground, you'll also reduce the risk of unintentional feed. So, you'll spend less time and money on buying and loading new trimmer line. The ErgoFeed® trimmer head is designed with a minimum of moving parts which makes it robust and durable. Available on Husqvarna 535iRXT, 525iRXT and 525iLXT.



CONVENIENT FEED

Need more trimmer line? Just push or tap.

With the Tap-n-go™ feature, all you have to do to feed more trimmer line, is press the trimmer head against the ground. For machines equipped with ErgoFeed®, all it takes is a press on the button on the handle. Easy, more robust and a smart stop to unintentional line feed when you hit rocks or stones.

Cutting equipment, trimmer heads and trimmer lines




SAW BLADES

Developed in close collaboration with professional clearing saw workers, delivering a winning combination of maximum cutting capacity and low vibration levels. Available with 22 or 24 teeth.



GRASS BLADES

For dense, coarse grass, but not for woody growth. Grass falls onto the blade for neat rows. Available with 4 or 8 teeth.



GRASS KNIVES

For dense, coarse grass, but not for woody growth. Available with 2, 3 or 4 teeth.



SEMI-AUTOMATIC TRIMMER HEADS T25-T55X, 25-55cc

The Tap-n-go™ function automatically feeds line when the head is pushed against the ground. On the X variants, the Tap-n-go™ button is equipped with ball bearing for a longer working life. T35 Universal includes adapters that allow it to be attached to most other trimmers.



MANUAL TRIMMER HEADS, 25-42cc

Trimmer head with manual cord feed. The cord is fed manually by the user when pushing the cord feed button and pulling the cord.




TRIMMER HEAD ALLOY

Robust and reliable with quick and easy line loading. Maintenance is minimised and the low cutting height provides a tidy result.



ERGOFEED® TRIMMER HEAD E35B

Fits battery-powered brushcutters equipped with the ErgoFeed® feature. The trimmer line is fed with a simple push of a button on the handle. The ErgoFeed® trimmer head is designed with a minimum of mechanical parts which makes it very robust and durable.



CORECUT TRIMMER LINE

Professional trimmer line with a pentagon profile. Perfect combination of energy efficiency and cutting performance. Dual Pro Polymer material with a flexible inner core and a durable anti-weld surface made to last. Fits all standard trimmer heads.



WHISPER TWIST TRIMMER LINE

Professional trimmer line with a twisted profile, creating an aerodynamic shape for low noise and low vibrations. The pro polymer material ensures optimal performance. Fits all standard trimmer heads.



OPTI PENTA TRIMMER LINE

All-round trimmer line with a pentagon profile. An ideal combination of energy efficiency and cutting performance for a wide range of applications. Fits all standard trimmer heads.



OPTI QUADRA TRIMMER LINE

All-round trimmer line with a square profile. The sharp edges provide excellent cutting performance, especially on thick/heavy grass. Fits all standard trimmer heads.



OPTI ROUND TRIMMER LINE

All-round trimmer line with a round profile. Provides good cutting performance and wear resistance for a wide range of applications. Fits all standard trimmer heads.



Husqvarna Hedge trimmers

Everything we do is all about making your work easier. This is particularly evident in the development of our hedge trimmers. They are robust and powerful, yet at the same time lightweight and well-balanced work companions. Crammed with ergonomically designed solutions and smart features – such as the multi-position handle – they allow you to work quickly and efficiently, in even the most demanding situations.


26 Make it easy to keep track of your equipment with Husqvarna Fleet Services™

30 Discover the high-performing and flexible Husqvarna BLi-X 36V battery system



EXPLORE ONLINE

Find our entire range of hedge trimmers and accessories by visiting husqvarna.com/ProHedgeTrimmers



1 High cutting efficiency

2 Tough gear design

9 Intuitive keypad

8 Brushless E-TORQ™ motors

4 Low vibration levels

5 Efficient cutting knives

6 Integrated connectivity

7 Multi-position handle

High-torque gear 3

10 X-TORQ® engines

Top features of Husqvarna hedge trimmers

1. HIGH CUTTING EFFICIENCY

No matter if you're facing a heavy-duty task or a precision job, you'll experience an impressive high cutting efficiency thanks to the perfect match between blade speed and teeth design.

2. TOUGH GEAR DESIGN

Our hedge trimmers are built for many years of trouble-free work. Gear housings and covers are made of high-graded, light-weight aluminium and magnesium. High-precision machined gear wheels ensure reliable operation.

3. HIGH-TORQUE GEAR

Our HDR hedge trimmers will make easy work of the most demanding tasks. Thanks to the high-torque gear and the coarse cut knife, you'll be able to take on the most dense or overgrown hedges.

4. LOW VIBRATION LEVELS

Our hedge trimmers are a sheer pleasure to work with, not least because of their low vibration levels. The anti-vibration system provides efficient dampening to minimise vibration in the handles.

5. EFFICIENT CUTTING KNIVES

The two extremely sharp blades of our cutting knives are made of hardened special steel and supported by a rigid, durable lightweight beam. The high speed and large teeth openings allow you to take on any job with great efficiency.

6. INTEGRATED CONNECTIVITY

Machines with a built-in connectivity module can connect with Husqvarna Fleet Services™ without need for an external sensor.

7. MULTI-POSITION HANDLE

With the multi-position handle, you can easily angle the machine to operate the cutter bar in any direction and still keep an ergonomic position. Great when you're altering between cutting the sides and the top of the hedge.

8. BRUSHLESS E-TORQ™ MOTORS

The brushless E-TORQ™ motors developed and produced by Husqvarna are perfectly adapted for each application. They withstand tough professional use and are completely maintenance-free.

9. INTUITIVE KEYPAD

The user interface on our battery-powered products is designed with large, responsive buttons and a battery indicator so you always can keep an eye on your current charging status.

10. X-TORQ® ENGINES

Our X-TORQ® engines deliver great power and torque thanks to highly efficient combustion.

PETROL HEDGE TRIMMER

522HDR75X



- 21.7 cm³
- 0.6 kW
- 75 cm
- 3200 cuts/min
- 5.2 kg

22cc, double-sided hedge trimmer with a 75 cm cutter bar for the tough cuts. The multi-position handle and low weight combined with the slim, balanced design provide excellent handling, while the high-capacity blades, open blade guard and impressive power output result in reliability and high work output.

- LowVib®
- Standalone starter
- Auto return stop switch
- High-torque gear
- Coarse cut configuration
- 2-stage air filter
- Multi-position rear handle

PETROL HEDGE TRIMMER

522HDR60X



- 21.7 cm³
- 0.6 kW
- 60 cm
- 3200 cuts/min
- 5.0 kg

22cc, double-sided hedge trimmer with a 60 cm cutter bar for the tough cuts. The multi-position handle and low weight combined with the slim, balanced design provide excellent handling, while the high-capacity blades, open blade guard and impressive power output result in reliability and high work output.

- LowVib®
- Standalone starter
- Auto return stop switch
- High-torque gear
- Coarse cut configuration
- 2-stage air filter
- Multi-position rear handle

PETROL HEDGE TRIMMER

522HD60X



- 21.7 cm³
- 0.6 kW
- 60 cm
- 4400 cuts/min
- 4.9 kg

22cc, double-sided hedge trimmer with a 60 cm cutter bar. The multi-position handle and low weight combined with the slim, balanced design provide excellent handling, while the high-capacity blades, open blade guard and impressive power output result in reliability and high work output.

- LowVib®
- Standalone starter
- Auto return stop switch
- High-speed gear
- Trim cut configuration
- 2-stage air filter
- Multi-position rear handle



GENUINE PARTS

Original parts keep your Husqvarna in original shape

Husqvarna Genuine Parts are rigorously tested for quality, safety, and perfect fit, making them a reliable choice for servicing and repairing your Husqvarna products. To ensure your petrol-powered equipment lasts longer and experiences minimal downtime, we highly recommend using Husqvarna Maintenance Kits in accordance with the recommended service plan.



KITS FOR HANDHELD

Read more about Maintenance Kits for handheld petrol products at husqvarna.com/MaintenanceKitHH

BATTERY HEDGE TRIMMER

522iHDR60



-
- 60 cm
- 3200 cuts/min
- 4.0 kg

Lightweight and well-balanced battery hedge trimmer with high cutting capacity. Power equivalent to a petrol machine. Optimised for trimming dense overgrown hedges, featuring a high-torque gear and double-sided cutter bar with durable coarse cut knives. Can be used with both integrated and external batteries.

- Brushless motor
- 3-speed mode
- Intuitive keypad with battery status
- Coarse cut configuration
- Multi-position rear handle
- Integrated connectivity
- Weatherproof (IPX4)

BATTERY HEDGE TRIMMER

522iHD75



-
- 75 cm
- 4400 cuts/min
- 3.9 kg

Well-balanced, lightweight battery hedge trimmer with high cutting capacity. Power equivalent to a petrol machine. Optimised for frequent trimming, featuring high-speed gear and double-sided cutter bar with sharp, trim cut knives grinded on three sides. Can be used with both integrated and external batteries.

- Brushless motor
- 3-speed mode
- Intuitive keypad with battery status
- Trim cut configuration
- Multi-position rear handle
- Integrated connectivity
- Weatherproof (IPX4)

BATTERY HEDGE TRIMMER

522iHD60



-
- 60 cm
- 4400 cuts/min
- 3.6 kg

Well-balanced, lightweight battery hedge trimmer with high cutting capacity. Power equivalent to a petrol machine. Optimised for frequent trimming, featuring high-speed gear and double-sided cutter bar with sharp, trim cut knives grinded on three sides. Can be used with both integrated and external batteries.

- Brushless motor
- 3-speed mode
- Intuitive keypad with battery status
- Trim cut configuration
- Multi-position rear handle
- Integrated connectivity
- Weatherproof (IPX4)

PETROL POLE HEDGE TRIMMER

525HF3S



25.4 cm³
 0.9 kW
 65 cm
 4339 cuts/min
 6.1 kg

25cc, powerful, fixed pole hedge trimmer. Since the fixed cutter bar is mounted on an 81-cm shaft, you can cover a large area, efficiently and comfortably. The robust and durable quality makes for a long service life.

- X-TORQ® engine
- Standalone starter
- Auto return stop switch
- Trim cut configuration
- Metal skid plate
- Heavy-duty gearbox

PETROL POLE HEDGE TRIMMER

525HE4



25.4 cm³
 1.0 kW
 60 cm
 4400 cuts/min
 6.3 kg

25cc, double-sided pole hedge trimmer with a 60 cm cutter bar. Its 4-meter reach, 37 mm pitch and 10 fixed angle positions allow you to comfortably and efficiently trim the top of tall hedges without using a ladder or cherry picker.

- X-TORQ® engine
- Easy start
- Adjustable cutter bar
- Auto return stop switch
- Trim cut configuration
- Rear impact guard
- 2-stage air filter
- Heavy-duty gearbox

BATTERY POLE HEDGE TRIMMER

525iHE4



60 cm
 4400 cuts/min
 5.0 kg

Battery-powered pole hedge trimmer, equivalent to a 25cc petrol machine. With up to 4 m reach and adjustable cutter bar angle you can cut wide, high and low hedges comfortably, also when working in noise sensitive environments.

- Brushless E-TORQ™ motor
- 3-speed mode
- Intuitive keypad
- Weatherproof (IPX4)
- Adjustable cutter bar
- Trim cut configuration
- Rear impact guard
- Integrated connectivity

BATTERY POLE HEDGE TRIMMER

525iHE3



60 cm
 4400 cuts/min
 4.8 kg

Battery-powered pole hedge trimmer, equivalent to a 25cc petrol machine. With up to 3.5 m reach and adjustable cutter bar angle you can cut wide, high and low hedges comfortably, also when working in noise sensitive environments.

- Brushless E-TORQ™ motor
- 3-speed mode
- Intuitive keypad
- Weatherproof (IPX4)
- Adjustable cutter bar
- Trim cut configuration
- Rear impact guard
- Integrated connectivity

PETROL POLE HEDGE TRIMMER

525HE3



25.4 cm³
 1.0 kW
 60 cm
 4400 cuts/min
 5.9 kg

25cc, double-sided pole hedge trimmer with a 60 cm cutter bar. Its 3-meter reach, 37 mm pitch and 10 fixed angle positions allow you to comfortably and efficiently trim the top of tall hedges without using a ladder or cherry picker.

- X-TORQ® engine
- Easy start
- Adjustable cutter bar
- Auto return stop switch
- Trim cut configuration
- Rear impact guard
- 2-stage air filter
- Heavy-duty gearbox

BATTERY POLE HEDGE TRIMMER

525iHF3



65 cm
 4200 cuts/min
 4.6 kg

Battery-powered pole hedge trimmer, equivalent to a 25cc petrol machine. With up to 3 m reach and fixed cutter bar, you can cut wide and long hedges comfortably, also when working in noise sensitive environments.

- Brushless E-TORQ™ motor
- 3-speed mode
- Intuitive keypad
- Weatherproof (IPX4)
- Trim cut configuration
- Integrated connectivity

BATTERY POLE HEDGE TRIMMER

520iHT4



55 cm
 4000 cuts/min
 5.5 kg

Battery-powered pole hedge trimmer with a unique design and up to 4.5 m reach. Cut wide, high and low hedges efficiently thanks to the adjustable cutter bar angle. It combines top performance with low weight, low vibration levels and quiet operation, so you can use it in noise-sensitive environments.

- Brushless motor
- savE™
- Intuitive keypad
- Weatherproof (IPX4)
- Adjustable cutter bar
- Trim cut configuration
- Rear impact guard
- Telescopic shaft

BATTERY POLE HEDGE TRIMMER

520iHE3



55 cm
 4000 cuts/min
 4.2 kg

Battery-powered pole hedge trimmer with a unique design and up to 3.5 m reach. Cut wide, high and low hedges comfortably thanks to the adjustable cutter bar angle. It combines top performance with low weight, low vibration levels and extremely quiet operation, so you can use it in noise-sensitive environments.

- Brushless motor
- savE™
- Intuitive keypad
- Weatherproof (IPX4)
- Adjustable cutter bar
- Trim cut configuration
- Rear impact guard

PETROL HEDGE TRIMMERS	522HDR75X	522HDR60X	522HD60X	525HF3S	525HE4	525HE3
TECHNICAL SPECIFICATIONS						
Cylinder displacement, cm ³	21.7	21.7	21.7	25.4	25.4	25.4
Power, kW	0.6	0.6	0.6	0.9	1.0	1.0
Fuel tank volume, litres	0.45	0.45	0.45	0.51	0.5	0.5
Fuel consumption, g/KWh	620	620	620	395	600	600
Sound pressure level at operator's ear, dB(A) *	93	93	93	92	95	96
Guaranteed sound power level, LWA dB(A) **	102	102	102	105	107	107
Equivalent vibration level (ahv, eq) front/rear handle, m/s ² ***	2.1/2.2	2.8/1.3	2.7/1.2	3.9/2.9	4.6/3.9	5.6/4.4
Maximum power speed, rpm	7800	7800	7800	8500	8500	8500
Gear ratio	1:5.70	1:5.70	1:4.09	1:5.53	1:5.16	1:5.16
Length cutter bar, cm	75	60	60	65	60	60
Teeth opening, mm	30.5	30.5	30	30	30	30
Recommended maximum twig diameter, mm	25	25	20	24	20	20
Cutting speed, cuts/min	3200	3200	4400	4339	4400	4400
Total length, cm	127.7	110.5	110.5	192	257.9	192.5
Length in transport mode, cm	127.7	110.5	110.5	192	192	126.6
Weight (excl. fuel), kg	5.2	5.0	4.9	6.1	6.3	5.9
FEATURES						
X-TORQ® engine	—	—	—	●	●	●
Standalone starter	●	●	●	●	●	●
Fuel pump	●	●	●	●	●	●
Auto return stop switch	●	●	●	●	●	●
LowVib®	●	●	●	—	—	—
Trim cut configuration	—	—	●	●	●	●
Coarse cut configuration	●	●	—	—	—	—
Multi-position rear handle	●	●	●	—	—	—
Metal skid plate	—	—	—	●	—	—
Rear impact guard	—	—	—	—	●	●

*Equivalent sound pressure level at the operator's ear, measured according to EN ISO 22868, dB(A). Reported data for equivalent sound pressure level for the machine has a typical statistical dispersion (standard deviation) of 1 dB(A). **Noise emissions in the environment measured as sound power (LWA) in conformity with EC directive 2000/14/EC. Reported sound power level for the machine has been measured with the original cutting attachment that gives the highest level. The guaranteed sound power level includes variation in production as well as variation from the test code with 1-3 dB(A). ***Equivalent vibration levels (ahv,eq) at handles, measured according to EN ISO 22867, m/s². Reported data for equivalent vibration level has a typical statistical dispersion (standard deviation) of 1 m/s².

BATTERY HEDGE TRIMMERS	522iHDR60	522iHD75	522iHD60	525iHF3	525iHE4	525iHE3	520iHT4	520iHE3
TECHNICAL SPECIFICATIONS								
Battery type	Li-ion	Li-ion	Li-ion	Li-ion	Li-ion	Li-ion	Li-ion	Li-ion
Voltage, V	36	36	36	36	36	36	36	36
Motor type	BLDC (brushless)	BLDC (brushless)	BLDC (brushless)	Husqvarna E-TORQ™ BLDC (brushless)	Husqvarna E-TORQ™ BLDC (brushless)	Husqvarna E-TORQ™ BLDC (brushless)	BLDC (brushless)	BLDC (brushless)
Sound pressure level at operator's ear, dB(A) *	81	81	81	81	88	89	80	84
Guaranteed sound power level, LWA, dB(A) **	95	95	95	92	99	99	94	95
Equivalent vibration level (ahv, eq) front/rear handle, m/s ² ***	2.2/2.6	1.4/1.8	2.1/1.7	4.7/4.4	5.2/3.4	3.8/3.1	2.0/1.7	2.6/1.7
Knife length, cm	60	75	60	65	60	60	55	55
Teeth opening, mm	30.5	30	30	30	30	30	32	32
Cutting speed, cuts/min	3200	4400	4400	4200	4400	4400	4000	4000
Total length, cm	116	134	116	214	263	224	346	227
Weight (excl. battery), kg	4.0	3.9	3.6	4.6	5.0	4.8	5.5	4.2
FEATURES								
savE™	—	—	—	—	—	—	●	●
3-speed mode	●	●	●	●	●	●	—	—
Intuitive keypad	●	●	●	●	●	●	●	●
Anti-stick software	●	●	●	—	—	—	—	—
Trim cut configuration	—	●	●	●	●	●	●	●
Coarse cut configuration	●	—	—	—	—	—	—	—
Low Vib®	●	●	●	—	—	—	—	—
Multi-position rear handle	●	●	●	—	—	—	—	—
Adjustable cutter bar	—	—	—	—	●	●	●	●
Rear impact guard	—	—	—	—	●	●	●	●
Telescopic shaft	—	—	—	—	—	—	●	—
Integrated connectivity	●	●	●	●	●	●	—	—

*Equivalent sound pressure level at the operator's ear, measured according to ISO 11203, dB(A). Reported data for equivalent sound pressure level for the machine has a typical statistical dispersion (standard deviation) of 3 dB(A). **Noise emissions in the environment measured as sound power (LWA) is reported as guaranteed value in conformity with EC directive 2000/14/EC, with statistical dispersion included. Measured according to ISO 11094. ***Equivalent vibration levels (ahv,eq) at handles, measured according to EN 60745-1, m/s². Typical statistical dispersion (standard deviation) of ± 1.5 m/s².





Husqvarna Blowers

Our blowers have state-of-the-art fans that generate high air velocity and air flow. This goes for our powerful backpack blowers, as well as for our lightweight handheld ones. Whichever you choose, you will have enough force to get the job done efficiently. All blowers are ergonomically designed and have low vibration levels, for high productivity and comfortable use.

26 Make it easy to keep track of your equipment with Husqvarna Fleet Services™

30 Discover the high-performing and flexible Husqvarna BLi-X 36V battery system



EXPLORE ONLINE

Find our entire range of blowers and accessories by visiting [husqvarna.com/ProBlowers](https://www.husqvarna.com/ProBlowers)

4 Battery-powered performance

5 Integrated connectivity

User-centric design 6

Intuitive keypad 7

Suitable for indoor use 8



1 Ideal handle position

2 Optimal fan geometry

3 Ergonomic harnesses

9 X-TORQ® engines

10 Heavy-duty air filter

Top features of Husqvarna blowers

1. IDEAL HANDLE POSITION

On all Husqvarna blowers, the throttle handle is positioned to effectively eliminate the lateral forces from the airstream. This enables a comfortable working position, without lateral load.

2. OPTIMAL FAN GEOMETRY

The design of our blower fans, fan housings, tubes and nozzles, generates a streamlined airflow with minimal air loss. The powerful, directed air helps you work efficiently.

3. ERGONOMIC HARNESSES

All backpack blowers are equipped with ergonomic harnesses that distribute the load over shoulders, back and hips. Padded shoulder straps and waist belt increase operator comfort.

4. BATTERY-POWERED PERFORMANCE

Our battery-powered blowers deliver impressive performance thanks to the responsive electric motor and our advanced fan design. The Boost mode provides extra airflow when you need it.

5. INTEGRATED CONNECTIVITY

Machines with a built-in connectivity module can connect with Husqvarna Fleet Services™ without need for an external sensor. Available on Husqvarna 530iB and 550iBTX battery blowers.

6. USER-CENTRIC DESIGN

Our battery-powered blowers are lightweight and extremely well-balanced. The optimised centre of gravity makes them easier to handle.

7. INTUITIVE KEYPAD

Our battery-powered blowers come with an intuitive keypad for easy operation. For even more convenience, just activate the cruise control.

8. SUITABLE FOR INDOOR USE

Our battery blowers are fumeless and quiet, so you can take on jobs cleaning up sports stadiums, malls, concert venues or any other place indoors where you can't use a petrol blower.

9. X-TORQ® ENGINES

Our X-TORQ® engines deliver great power and torque thanks to highly efficient combustion.

10. HEAVY-DUTY AIR FILTER

Our largest backpack blowers are equipped with heavy-duty air filters for commercial use. The incoming air is filtered in two stages, efficiently protecting the engine from dust and particles.

PETROL BLOWER
580BTS



75.6 cm³
 3.3 kW 26 m³/min
 40 N 11.8 kg

Our most powerful backpack blower, designed for the most demanding tasks. The 75cc engine and efficient fan design provide an immense air flow (26 m³/s in pipe) and high air speed. Its heavy-duty air filter and Husqvarna Air Injection[®] make for long operating time and trouble-free use. The harness has a padded hip belt for increased comfort.

- X-TORQ[®] engine
- LowVib[®]
- Cruise control
- Ergonomic harness
- 2-stage air filter
- Husqvarna Air Injection[®]

PETROL BLOWER
570BTS



65.6 cm³
 2.9 kW 22 m³/min
 37 N 11.2 kg

65cc backpack blower with an impressive air flow (22 m³/s in pipe) and high air speed, thanks to the efficient fan design. Its heavy-duty air filter makes for long operating time and trouble-free use. The harness has a padded hip belt for increased comfort.

- X-TORQ[®] engine
- LowVib[®]
- Cruise control
- Ergonomic harness
- 2-stage air filter

PETROL BLOWER
350BT



50.2 cm³
 1.6 kW 14 m³/min
 21 N 10.2 kg

Handy, mid-sized 50cc backpack blower, with ample capacity in a convenient package. The backpack harness allows you to work comfortably for hours.

- X-TORQ[®] engine
- LowVib[®]
- Cruise control
- Ergonomic harness

PETROL BLOWER
525BX



25.4 cm³
 0.8 kW 13 m³/min
 15 N 4.4 kg

Lightweight, 25cc handheld blower with high power output and blowing capacity. The S-shaped outlet thrusts the air stream in line with the handle, eliminating lateral forces, making work less strenuous – even during long shifts. Its heavy-duty air filter makes for long operating time and trouble-free use.

- X-TORQ[®] engine
- LowVib[®]
- Cruise control
- 2-stage air filter
- Smart Start[®]
- Auto return stop switch
- S-shaped outlet

BATTERY BLOWER
550iBTX



21 N
 15.6 m³/min
 6.3 kg

Powerful and ergonomic backpack battery blower with impressive blow force (21 N). Its low vibration and noise levels make it possible for you to work in public settings, and since the blower is weatherproof, you can increase both flexibility and productivity.

- Brushless motor
- Intuitive keypad
- Boost mode
- Cruise control
- Weatherproof (IPX4)
- Ergonomic harness
- Integrated connectivity (optional)

NEW

BATTERY BLOWER
530iB



18 N
 16.3 m³/min
 2.7 kg

High-performance handheld battery blower. With high blowing force, low noise levels and zero CO₂ emissions during use. Extend your working day also in public, noise sensitive areas. Thanks to the cordless, well-balanced design and low weight, you can move around freely.

- Brushless motor
- Intuitive keypad
- Fully variable speed mode
- Continuous boost mode
- Cruise control
- Weatherproof (IPX4)
- Integrated connectivity

PETROL BLOWERS	580BTS	570BTS	350BT	525BX
TECHNICAL SPECIFICATIONS				
Cylinder displacement, cm ³	75.6	65.6	50.2	25.4
Power, kW	3.3	2.9	1.6	0.8
Blow force, N	40	37	21	15
Air flow in housing, m ³ /min	29	28	19.6	14
Air flow in pipe, m ³ /min	26	22	14	13
Air speed round nozzle, m/s	92	106	80.5	70
Air speed flat nozzle, m/s	93	91	–	86
Maximum power speed, rpm	7200	8000	7500	7300
Idling speed, rpm	2000	2000	2200	3000
Fuel tank volume, litres	2.6	2.2	1.25	0.45
Fuel consumption, g/kWh	440	431	455	550
Sound pressure level at operator's ear, dB(A)*	100	103	94	91 (round nozzle)/ 92 (flat nozzle)
Guaranteed sound power level, LWA dB(A) **	112	110	104	106
Equivalent vibration level (ahv, eq) handle, m/s ² ***	1.6	1.8	2.2	1.2 (round nozzle)/ 2.0 (flat nozzle)
OEM Nozzle type	Round	Round	Round	Round and flat
Weight (excl. fuel), kg	11.8	11.2	10.2	4.4
FEATURES				
X-TORQ [®] engine	●	●	●	●
LowVib [®]	●	●	●	●
Cruise control	●	●	●	●
Fuel pump	●	●	●	●
Adjustable handle	●	●	●	–
Ergonomic harness	●	●	●	–
2-stage air filter	●	●	–	●
Husqvarna Air Injection [®]	●	–	–	–
Smart Start [®]	–	–	–	●
Auto return stop switch	–	–	–	●
S-shaped outlet	–	–	–	●

*Equivalent sound pressure level at the operator's ear, measured according to EN 15503, dB(A). Reported data for equivalent sound pressure level for the machine has a typical statistical dispersion (standard deviation) of 1 dB(A). **Noise emissions in the environment measured as sound power (LWA) in conformity with EC directive 2000/14/EC. The guaranteed sound power level includes variation in production as well as variation from the test code with 1-3 dB(A). ***Equivalent vibrations levels (ahv,eq) at handles, measured according to EN 15503, m/s². Reported data for equivalent vibration level has a typical statistical dispersion (standard deviation) of 1 m/s².

BATTERY BLOWERS	550iBTX	530iB
TECHNICAL SPECIFICATIONS		
Battery type	Li-ion	Li-ion
Voltage, V	36	36
Blow force boost, N	21	18
Air flow in pipe, m ³ /min	12.8	14.9
Air flow in pipe boost, m ³ /min	15.6	16.3
Air speed, m/s	54.0	49.7
Air speed boost, m/s	66.0	54.5
Motor type	BLDC (brushless)	BLDC (brushless)
Sound pressure level at operator's ear, dB(A) *	73	76.9
Guaranteed sound power level, LWA dB(A) **	94	92
Equivalent vibration level (ahv, eq) handle, m/s ² ***	0.1	0.9
OEM Nozzle type	Round	Round
Weight (excl. battery), kg	6.3	2.7
FEATURES		
Boost mode	●	●
Cruise control	●	●
Intuitive keypad	●	●
Integrated connectivity	●/–	●
Moveable harness eyelet	–	●
Belt hook	–	●
Requires backpack battery / battery belt FLEXI	●/–	–
Ergonomic harness	●	●
Battery slot	–	●
Different tube lengths	(●)	–

*Equivalent sound pressure level at the operator's ear, measured according to EN ISO 11203, dB(A). Reported data for equivalent sound pressure level for the machine includes statistical uncertainty. **Noise emissions in the environment measured as sound power (LWA) is reported as guaranteed value in conformity with EC directive 2000/14/EC, with statistical dispersion included. Measured according to ISO 11094. ***Equivalent vibration levels (ahv,eq) at handles, measured according to EN ISO 22867, m/s². Typical statistical dispersion (standard deviation) of ± 1 m/s².



128 Equipped for the job with Husqvarna SmartGuard™ protective equipment

Husqvarna Hardscaping products

For professional hardscaping jobs, we offer an extensive range of battery- and petrol-powered cutting and drilling equipment, accessories, and diamond tools. Whether you're up to shaping concrete slabs, brick or natural stone for patios, pathways, or driveways, you can rely on Husqvarna. We'll make you cut and drill more efficiently and precisely, so you'll deliver superb results faster and with less effort.

132 Optimise the cutting performance with diamond tools tailored to a perfect fit

30 Discover the high-performing and flexible Husqvarna BLi-X 36V battery system



EXPLORE ONLINE

Find our entire range of power cutters and accessories by visiting husqvarna.com/PowerCutters



Top features of Husqvarna battery-powered hardscaping products.

1. CORDLESS PERFORMANCE

Our range of professional battery machines are now stronger than ever, enabling a smooth transition from petrol to battery. Our durable lithium-ion batteries ensure reliable long-life performance.

2. HUSQVARNA BLi-X 36V BATTERY SYSTEM

Our Husqvarna BLi-X 36V battery system is based on a common platform for maximum flexibility. You choose the batteries, chargers and accessories that fit your specific needs and requirements.

3. HUSQVARNA PACE® BATTERY SYSTEM

Our high-performance PACE® battery system is developed for full-sized power cutters and other construction equipment from Husqvarna. This heavy-duty power source gives you freedom and flexibility in demanding applications.

4. LOW NOISE AND VIBRATIONS

Our battery machines produce low vibrations, lower noise (than equivalent petrol-powered machines) and give off no fumes, which is great for you and for people in the area you're working in.

5. INTEGRATED CONNECTIVITY

Batteries and machines with a built-in connectivity module can connect with Husqvarna Fleet Services without need for an external sensor.

6. USER-CENTRIC DESIGN

Husqvarna's hardscaping products are designed to be easy and ergonomic to use. Thanks to outstanding power-to-weight ratios and low vibration levels, you can work efficiently for long hours.

7. BRUSHLESS E-TORQ™ MOTORS

The brushless E-TORQ motors developed and produced by Husqvarna are perfectly adapted for each application. They withstand tough professional use and are completely maintenance-free.

8. WET CUTTING AND DRILLING

When cutting or drilling concrete, the best spot to capture the dust is directly at the source. Our power cutters' and drill motors' built-in wet cutting kit enables a constant water flow, optimised to bind the dust.

9. DRY CUTTING AND DRILLING

When wet cutting or drilling isn't possible, you can capture the silica dust directly at the source with an optional vac attachment and a dust extractor connected to your power cutter or drill motor.

10. X-HALT® BLADE BRAKE

In the event of a kickback, the X-HALT® blade brake function is capable of stopping the rotation of the blade in fractions of a second.

BATTERY POWER CUTTER

K 540i



267 mm
6 kg

Battery power cutter developed for hardscaping, masonry and landscaping. The excellent power-to-weight ratio, optimal balance and 100 mm cutting depth make it ideal for fast, efficient handheld cutting jobs – wet as well as dry. Equipped with X-HALT® blade brake function capable of stopping the rotation of the blade in fraction of a second. K540i is ergonomic and user-friendly, with low vibrations. Diamond blade included.

- Husqvarna BLi-X 36V battery system
- Brushless E-TORQ™ motor
- X-HALT® blade brake function
- Electric blade break
- Intuitive keypad
- Weatherproof (IPX4)
- Integrated connectivity

BATTERY POWER CUTTER

K 535i



230 mm
3.5 kg

Battery power cutter with excellent output that provides flexibility for lighter concrete jobs. Ergonomic and lightweight, ideal for landscapers, pavers and roofers. Thanks to low vibrations and the centered placement of the blade, you get superior cutting control compared to conventional angle grinders. Diamond blade included.

- Husqvarna BLi-X 36V battery system
- Brushless E-TORQ™ motor
- Electric blade break
- savE™
- Intuitive keypad
- Weatherproof (IPX4)
- Integrated carry loop

BATTERY CONCRETE CORE DRILL

DM 540i



15–75 mm
4.9 kg

Powerful battery drill motor for handheld core drilling up to 75 mm diameter (100 mm diameter with stand). Excellent for the hardscaping craftsman drilling in asphalt, concrete slabs and curbstone. Easy to connect to water tank and dust extractor makes it ready for both wet and dry drilling. Diamond drillbit included.

- Husqvarna BLi-X 36V battery system
- Intuitive keypad
- Integrated connectivity

BATTERY POWER CUTTER

K 1 PACE®



300/350 mm
7.2/7.4 kg

High-powered battery cutter with the performance and productivity you expect from equivalent petrol-powered cutters. Ergonomic and user-friendly with low vibrations, optimally balanced and zero CO₂ emissions during use. A well-suited match with our specially designed battery blade range for maximised cutting depth and optimised performance. Suitable for concrete pipes, concrete garden plates, cinder blocks etc.

- PACE® high-power battery system
- Brushless E-TORQ™ motor
- X-HALT® blade brake function
- Intuitive keypad
- Weatherproof (IPX4)
- Integrated connectivity

BATTERY POWER CUTTER

K 1 PACE® Rescue



350 mm
7.9 kg

K1 PACE® Rescue is a high-powered battery cutter with the power and performance you expect from equivalent petrol-powered cutters. Equipped with X-HALT® blade brake function capable of stopping the rotation of the blade in fraction of a second. The magnesium blade guard is designed to be visible in smoke and water spray. Low vibrations and optimally balanced machine ensures easier operation.

- PACE® high-power battery system
- Brushless E-TORQ™ motor
- X-HALT® blade brake function
- Intuitive keypad
- Weatherproof (IPX4)
- Integrated connectivity

BATTERY CONCRETE CORE DRILL

DM 1 PACE®



25–400 mm
17.3 kg (incl. battery)

High-powered battery drill motor, designed for use with stand. Capable of core drilling up to 400 mm diameter in concrete thanks to the powerful 94 V PACE® battery system. The cable-free electric power allows you to start drilling as soon as you get to the worksite without the need for extension cords, finding an electrical outlet or being limited by the fuse size on the grid.

- PACE® high-power battery system
- Brushless permanent magnet motor
- Intuitive keypad
- Weatherproof (IPX4)
- Integrated connectivity

BATTERY FORWARD PLATE COMPACTOR

LF 60i LAT



350 mm
69 kg

Battery-powered forward plate compactor, ideal for hardscaping as well as repair and maintenance work in driveways and parking lots. Dual battery slots with automatic switching and energy-efficient electric motor means long runtime. Patented handle with vibration levels below 2.5 m/s² allows hours of work without becoming fatigued or exceeding any regulatory threshold limit values.

- Husqvarna BLi-X 36V battery system
- Dual battery slots
- Easy to start and use
- Transport wheels

BATTERY DUST EXTRACTOR

DE 110i H



0.9 kW
26 kg

This H-class dust extractor is powered by Husqvarna's own BLi-X 36V batteries and is an excellent match for the K 535i and K 540i power cutters as well as other handheld equipment within the Husqvarna BLi-X 36V system. DE 110i is compact yet powerful, and easy to transport. It features a user friendly HMI, e-flow, that automatically adjusts the airflow and the entire machine is designed for efficient decontamination and serviceability.

- Husqvarna BLi-X 36V battery system
- e-flow technology
- Longopac® attachment system
- Easy transportation

BATTERY WORK LIGHT

WL 8i



3.5 kg

Powerful and durable battery-powered LED work light. Highly versatile, ideal for many applications. Adjustable brightness in three steps up to 8,000 lumen. Built-in USB outlet to charge mobile devices.

- Husqvarna BLi-X 36V battery system
- Adjustable light angle
- Up to 48 hours operating time

BATTERY DUST EXTRACTOR

DE 120 H PACE®



2.2 kW
41 kg

This versatile H/HEPA class dust extractor is powered by the PACE® battery system and is an excellent match for the power cutter K 1 PACE® and other larger hand-held power-tools. DE 120 PACE® is compact, yet powerful for demanding heavy-duty applications. It features a user friendly HMI, e-flow, that automatically adjusts the airflow and the entire machine is designed for efficient decontamination and serviceability.

- PACE® high-power battery system
- e-flow technology
- Longopac® attachment system
- Easy to transport

BATTERY WORK LIGHT

WL 24 PACE®



22.5 kg

Battery-powered tower light that's easy to carry and position with an integrated tripod. It delivers up to 24,000 lumen and is ideal for illuminating larger indoor and outdoor areas. The lights can be adjusted both together and individually. The WL 24 PACE® offers dual power options: choose AC (corded) power for continuous use or switch to an exchangeable battery for convenient cordless operation.

- PACE® high-power battery system
- Water and dust resistant.
- Up to 35 hours operating time on a charge (with B750X PACE®)

BATTERY

HUSQVARNA B750X PACE®/B380X PACE®



750/375 Wh
5/2.9 kg

High-power, fast charging batteries with active cooling. Equipped with built-in connectivity so you can easily monitor state of charge, runtime, location and receive wireless updates through FOTA.

970 49 42-01, B750X PACE®
970 49 41-01, B380X PACE®

CHARGER

HUSQVARNA C1800X/C900X



High-power battery chargers with a capacity of 900 W or 1800 W for charging B 380X and B 750X PACE® batteries. Equipped with a fast-charging mode and active cooling – enabling fast charging of batteries.

970 49 51-01, C1800X
970 49 50-01, C900X



Top features of Husqvarna petrol power cutters

1. USER-CENTRIC DESIGN

Husqvarna power cutters are designed to be easy and ergonomic to use. Thanks to outstanding power-to-weight ratio and low vibration levels, you can work efficiently for long hours.

2. WET CUTTING

When cutting concrete, the best spot to capture the silica dust is directly at the source. The power cutter's built-in wet cutting kit enables a constant water flow, optimised to bind the dust.

3. DRY CUTTING

When wet cutting isn't an option, you can capture the silica dust directly at the source with an optional vac attachment and a dust extractor connected to your power cutter.

Husqvarna common features Petrol- or diesel-powered product feature

4. SMARTGUARD™

The extended blade guard reduces the likelihood of accidents and circumstances when a kickback might occur, as it emphasises correct cutting technique and cutting zone.

5. SMARTTENSION™

The semi-automatic SmartTension™ system ensures correct tension for the power cutter's drive belt – never too tight or too loose. This results in optimal power transmission and longer belt life.

6. X-TORQ® ENGINES

Our X-TORQ® engines deliver great power and torque thanks to highly efficient combustion.

7. SMARTCARB

The SmartCarb carburettor automatically adjusts the air-fuel mixture so that the engine always maintains maximum power, even when the filters start to get clogged. This also means better filter economy and lower fuel consumption.

8. ACTIVE AIR FILTRATION™

Our two-step air filtration system uses both centrifugal cleaning to remove 93% of the dust, and then a paper filter to remove the smallest dust particles. This results in less engine wear and longer service intervals.

PETROL POWER CUTTER K 770 SmartGuard™



74 cm³
 3.7 kW
 300/350 mm
 10.8/11.1 kg

This power cutter combines the best features from the popular K760 and K970 models: The swift handling, the powerful and easy-to-start X-TORQ® engine and the sturdy three-bolt bearing housing with SmartTension™ spring-loaded belt tensioning system. Diamond blade included.

- Active Air Filtration™
- SmartCarb
- Poly-V belt
- DuraStarter™
- X-TORQ® engine
- SmartTension™
- SmartGuard™

PETROL POWER CUTTER K 770



74 cm³
 3.7 kW
 300/350 mm
 10 / 10.1 kg

This power cutter combines the best features from the popular K760 and K970 models: The swift handling, the powerful and easy-to-start X-TORQ® engine and the sturdy three-bolt bearing housing with SmartTension™ spring-loaded belt tensioning system.

- Active Air Filtration™
- SmartCarb
- Poly-V belt
- DuraStarter™
- X-TORQ® engine
- SmartTension™

PETROL POWER CUTTER K 970 SmartGuard™



94 cm³
 4.8 kW
 350/400 mm
 11.9/12.8 kg

Powerful enough for large cutting depths, yet agile enough to handle all-round jobs. With SmartTension™ for semi automatic belt tensioning, you minimise the risk of under- and over-tensioning. The magnesium blade guard saves weight. Diamond blade included.

- Active Air Filtration™
- SmartCarb
- Poly-V belt
- DuraStarter™
- X-TORQ® engine
- SmartTension™
- SmartGuard™

PETROL POWER CUTTER K 970



94 cm³
 4.8 kW
 350/400 mm
 11 / 11.6 kg

Powerful enough for large cutting depths, yet agile enough to handle all-round jobs. With SmartTension™ for semi automatic belt tensioning, you minimise the risk of under- and over-tensioning. The magnesium blade guard saves weight.

- Active Air Filtration™
- SmartCarb
- Poly-V belt
- DuraStarter™
- X-TORQ® engine
- SmartTension™

PETROL POWER CUTTER K970 Rescue



94 cm³
 4.8 kW
 350 mm
 11 kg

Our most powerful rescue cutter is specially developed for rescue and clearing work. The magnesium blade guard is designed to be visible in smoke and water spray, and the digital ignition system provides a reliable and quick start in any emergency situation. Used and trusted by fire services around the world.

- Active Air Filtration™
- SmartCarb
- Poly-V belt
- DuraStarter™
- X-TORQ® engine
- SmartTension™

PETROL POWER CUTTER K 770 Vac



74 cm³
 3.7 kW
 305 mm
 11 kg

Ideal for dry cutting in slurry restricted environments. With a new specially designed blade guard, this power cutter has the ability to efficiently remove dust without compromising on either quality or productivity. K 770 VAC is OSHA Table 1 compliant and a perfect match for the S 26 dust extractor.

- Active Air Filtration™
- SmartCarb
- Poly-V belt
- DuraStarter™
- X-TORQ® engine

PETROL POWER CUTTER K 770 Dry Cut



74 cm³
 3.7 kW
 305 mm
 12 kg

Ideal for dry cutting in slurry restricted environments. With a new specially designed blade guard, this power cutter has the ability to efficiently remove dust without compromising on either quality or productivity. K 770 Dry Cut has an integrated fan that extracts dust and transports into an external bag.

- Active Air Filtration™
- SmartCarb
- Poly-V belt
- DuraStarter™
- X-TORQ® engine

ELECTRIC POWER CUTTER K4000



230/120/110 V
 2700/1800/2200 W
 350 mm
 7.6 kg

Ideal for wet cutting in sensitive environments where you want to minimise the amount of slurry. Easy to keep the water flow to a minimum, just enough to efficiently bind the dust. Can easily be equipped for dry cutting with the optional Vac attachment.

- Elgard, overload protection
- "Pulling" rotation
- Simple blade change
- Replaceable arbor bushing

Feel the confidence with Husqvarna diamond tools

In our wide range of diamond tools you will find tools for various application and specific needs – all in one place. Tools that give you consistent performance, precision and efficiency – and the confidence that comes with it. Whether you need to cut or drill, you can rely on Husqvarna for the right diamond tool for your application and specialised task. Tools that meet your specific needs in terms of speed, power, precision and wear resistance. Now add your skills and you're ready to go.



SMARTER BLADES

Always replace the blade on time

Safety and performance is key when operating a handheld power cutter. The smarter blade design gives you a clear and instant view of the blade's wear, side clearance, direction of rotation, cutting depth and intended application.

Which blade suits your job?
Check the blade label for guidance, or go to husqvarnacp.com

HUSQVARNA ELITE-CUT™

For fast cutting and long service life

The Elite-Cut range is our top-of-the-line Gold category with premium cutting performance, ideal for highly demanding professionals working on specialist applications and intensive jobs, looking for maximum cutting speed and wear resistance in heavy cutting. Its innovative segment design for efficient cutting, cooling and slurry evacuation increases both cutting speed and service life. Elite-Cut diamond blades are used for a wide range of materials including concrete, asphalt, blocks, natural stone, brick, granite, tile and abrasive material, clearly indicated on the blade label.



HUSQVARNA VARI-CUT™

For all-round applications

The Vari-Cut range is part of our Silver category, ideal for demanding professionals working on a variety of quick jobs during a workday, looking for high cutting speed with good service life in various all-round applications. Available in several versions for cutting different materials, all clearly indicated on the label and the packaging for easier recognition.



HUSQVARNA TACTI-CUT™

For occasional cutting in all materials

The Tacti-Cut range is our standard range, part of the Bronze category, ideal for occasional users. It offers ease of use combined with product quality, durability and affordability.



HUSQVARNA ELITE-DRILL™

Professionals will feel the difference

Power through jobs with Husqvarna Elite-Drill™ bits – tailored for the highest demands of drill stand drilling. Elite-Drill™ D10 TW and D35 TW are designed to cut at high speed while providing optimal utilisation of the DM 540i's battery power. Elite-Drill™ D1610 is specifically designed for the DM 1 PACE® drill motor, allowing optimal utilization of the DM 1 PACE® battery power, enhancing its overall efficiency.

HUSQVARNA VARI-DRILL™

High-quality drill bits for a wide range of applications

When you need to drill in different materials during the same day, you will appreciate the Vari-Drill™ series. The Vari-Drill™ D 20 and D 65 provide high drilling speed and wear resistance in various applications and are specially developed for both hard and soft reinforced concrete as well as abrasive materials.



HUSQVARNA TACTI-DRILL™

Drill bits for those occasional core drilling jobs

Husqvarna Tacti-Drill™ bits are developed for demanding professionals working occasionally with drilling jobs, looking for the best value between performance and price in all common drilling applications.



HUSQVARNA SMARTGUARD™
PROTECTIVE EQUIPMENT

Equipped for the job

When you're using a handheld power cutter, your personal comfort and safety are some of our main concerns. This is the reason why we've developed the SmartGuard™ products. A line of innovative protective equipment, with features that help you do your job efficiently and in control of your operational safety – without compromising on your comfort or mobility.

SMARTGUARD™ HELMET

Get the experienced look

If you've ever experienced a power cutter kickback, you know why you should wear the SmartGuard™ helmet. The unique design and special features are results of Husqvarna's extensive expertise in power cutter usage.

SMARTGUARD™ JACKET

Stylish, comfortable and protective

The SmartGuard™ jacket is designed with focus on your comfort and movability, allowing you to work more efficiently. The high visibility and reinforcements in exposed areas also add to your operational safety.

SMARTGUARD™ BLADE COVER

Your guide to the correct cutting technique

The SmartGuard™ blade cover helps you use the correct cutting technique, thereby reducing the risk of experiencing a kickback. It also covers a critical section of the rotating blade in case of a kickback accident.



HUSQVARNA SMARTGUARD™ HELMET

A sturdy, yet lightweight protective helmet for construction work. The special chin guard protects the operator's neck and face, which can reduce the severity of blade contact injury from the rotating blade if a kick-back accident should occur. Complete with visor and hearing protection, with room for anti-dust mask and personal eye protection. Chin guard, visor and hearing protection is easy to remove to make the helmet fit different work situations. Available in white and grey versions.

PE 10 H, SmartGuard™ Grey, 536 50 46-01
PE 10 H, SmartGuard™ White, 536 50 47-01



HUSQVARNA SMARTGUARD™ JACKET

Comfortable protective jacket for construction work. Made with reinforced material in specific areas to protect the operator's throat and chest, which can reduce the severity of blade contact injury from the rotating blade if a kick-back accident should occur. High visibility according to EN20471 class 2. A sturdy jacket that's also comfortable to wear, with removable sleeves, smart pockets and ventilation. Size S-XXL

PE 10 J, SmartGuard™, S, 536 50 50-01
PE 10 J, SmartGuard™, M, 536 50 51-01
PE 10 J, SmartGuard™, L, 536 50 52-01
PE 10 J, SmartGuard™, XL, 536 50 53-01
PE 10 J, SmartGuard™, XXL, 536 50 54-01

WHEEL KIT



Enables easy movement on flat surfaces or when cutting on the ground. The rubber pads keep the machine steady when not used or in idle mode. Suitable for our petrol power cutters K 770, K 970 and K 1270.
589 33 43-01

CUTTING TROLLEYS

HUSQVARNA KV 9/12/KV 7



Specifically designed for our handheld petrol power cutters. The trolleys make it easy to cut in straight or curved lines, as well as close to walls and curbstones. They have a guard stabiliser which keeps the machine stable in the cut. They are compact and can be folded for easy transportation.

KV 9/12, 587 76 84-02
KV 7, 587 76 84-01

DRILL STAND

HUSQVARNA DS 500



The DS 500 is a medium-size drill stand, suitable for a wide range of core drilling operations and a perfect match for DM 1 PACE®. Maximum core drill bit diameter 500 mm, travel length 706 mm and weight 8 kg.
967 96 86-01

VAC ATTACHMENT



Leading dust collection enables you to cut without water. Quick connection.
523 09 50-01, K 4000
529 57 79-02, K 1 PACE® / K 540i

WATER HOSE



9 metres long with quick connections and the possibility to join multiple sections together.
506 32 89-34

TRANSPORT BOXES



Perfect for both protecting and keeping track of different kind of equipment when moving between worksites. Made of plywood, with metal reinforcement at edges and corners.
K 1270/K 970, 506 31 08-02
K 770, 505 46 02-01

BATTERY BOXES



A sturdy, durable wooden box for convenient protection and transportation of two batteries and one charger. Designed for professional use. UN 3480 certified for transportation of lithium-ion batteries.
PACE®, 531 21 54-02
BLi-X, 529 47 51-01

BATTERY POWER CUTTERS	K 540i	K 535i	K1 PACE®	K1 PACE® Rescue
TECHNICAL SPECIFICATIONS				
Battery type	Li-ion	Li-ion	Li-ion	Li-ion
Battery system	Husqvarna BLi-X	Husqvarna BLi-X	PACE®	PACE®
Voltage, V	36	36	94	94
Motor type	Husqvarna E-TORQ™ BLDC (brushless)	Husqvarna E-TORQ™ BLDC (brushless)	Husqvarna E-TORQ™ BLDC (brushless)	Husqvarna E-TORQ™ BLDC (brushless)
Blade, mm	267	230	314/361	361
Cutting depth, mm	100	76	121/145	145
Sound pressure level at operator's ear, dB(A)	101.5	100.5	101.9	101.9
Sound power level guaranteed (LWA) dB(A)	112.7	111.5	112.9	112.9
Equivalent vibration level (ahv, eq) front/rear handle, m/s²	3.7/2.4	2.1/2.5	2.2/1.2	2.2/1.2
Weight (excl. battery and cutting equipment), kg	6	3.5	7.2/7.4	7.9
FEATURES				
savE™	—	●	—	—
X-HALT® blade brake function	●	—	●	●
Smooth blade brake	●	●	●	●
Integrated connectivity	●	—	●	●
Safety loop	—	●	—	—

BATTERY CORE DRILL MOTORS	DM 540i	DM 1 PACE®
TECHNICAL SPECIFICATIONS		
Battery type	Li-ion	Li-ion
Battery system	Husqvarna BLi-X	PACE®
Voltage, V	36	94
Motor type	Husqvarna E-TORQ™ BLDC (brushless)	Husqvarna E-TORQ™ BLDC (brushless)
Drill diameter, mm	50–100	50–254
Drill bit diameter handheld max, mm	75	—
Drill bit diameter with stand max, mm	100	254
Number of gear box speeds	2	3
Sound pressure level at operator's ear, dB(A)	86	93.4
Sound power level guaranteed (LWA) dB(A)	97	109.1
Weight (without battery and blade), kg	4.9	12.3

BATTERY DUST EXTRACTORS	DE 110i H	DE 120 H PACE®
TECHNICAL SPECIFICATIONS		
Battery type	Li-ion	Li-ion
Battery system	Husqvarna BLi-X	PACE®
Voltage, V	36	94
Vacuum max, mbar	170	220
Air flow at turbine max, m³/h	200	450
Pre-filter	PTFE filter	PTFE filter
HEPA filter	H13 (99.99% at 0.3 microns)	H13 (99.99% at 0.3 microns)
Number of HEPA filters	1	2
Dust extraction hose diameter, Ø mm	38	51
Weight (without battery and side packed articles), kg	26	41

BATTERY COMPACTOR	LF 60i LAT
TECHNICAL SPECIFICATIONS	
Battery type	Li-ion
Battery system	Husqvarna BLi-X
Voltage, V	36
Plate width, mm	350
Centrifugal force, kN	10.4
Impact frequency, Hz	95
Speed, m/min	20
Water tank capacity, liter	5
Sound pressure level at operator's ear, dB(A)	85
Sound power level guaranteed (LWA) dB(A)	100
Equivalent vibration level (ahv, eq) front/rear handle, m/s²	2.2/1.2
Weight (without battery and blade), kg	69

ELECTRIC POWER CUTTER	K 4000
TECHNICAL SPECIFICATIONS	
Electric motor, V	230/120/110
Power, W	2700/1800/2200
Rated current, A	12/15/20
Blade, mm	350
Cutting depth, mm	125
Sound power level Lwa, dB (A)	105
Sound pressure level, dB (A)	95
Vibrations front handle equivalent, m/s²	3.5
Vibrations rear handle equivalent, m/s²	3.5
Weight (excl. cable and cutting equipment), kg	76
FEATURES	
Elgard, overload protection	●
"Pulling" rotation	●
Simple blade change	●
Replaceable arbor bushing	●
Wet cutting kit	●

PETROL POWER CUTTERS	K 970 SmartGuard™	K 970	K 970 Rescue	K 770 SmartGuard™	K 770	K 770 VAC	K 770 Dry Cut
TECHNICAL SPECIFICATIONS							
Displacement, cm³	94	94	94	74	74	74	74
Power, kW	4.8	4.8	4.8	3.7	3.7	3.7	3.7
Power/weight ratio	0.44/0.41	0.44/0.41	0.41	0.37/0.37	0.37/0.37	0.30	0.30
Blade/bar, mm	350/400	350/400	350	300/350	300/350	300	300
Max cutting depth, mm	125/155	125/155	125	100/125	100/125	125	125
Sound power level Lwa, dB (A)	115	115	115	115	115	115	115
Sound pressure level, dB (A)	104	104	104	101	101	101	101
Vibrations front handle equivalent, m/s²	4.5/2.6	3.8/3.5	3.8	< 2.5	< 2.5	4.0	4.4
Vibrations rear handle equivalent, m/s²	3.7/4.4	4.2/4.0	4.2	< 2.5	< 2.5	2.8	3.3
Weight (excl. fuel and cutting equipment), kg	11.9/12.8	11.0/11.6	11	10.8/11.1	10.0/10.1	11.0	11.9
FEATURES							
Active Air Filtration™	●	●	●	●	●	●	●
SmartCarb	●	●	●	●	●	●	●
Poly-V belt	●	●	●	●	●	●	●
EasyStart decompression valve	●	●	●	●	●	●	●
Sealed transmission	●	●	●	●	●	●	●
Reversible cutting arm	●	●	●	●	●	●	●
Easy-adjust blade guard	●	●	●	●	●	●	●
Wet cutting kit	●	●	—	●	●	—	—
Replaceable arbor bushing	●	●	●	●	●	●	●
X-TORQ® engine	●	●	●	●	●	●	●
Air Purge	●	●	●	●	●	●	●
Fuel indicator in the tank	●	●	●	●	●	●	●
DuraStarter™	●	●	●	●	●	●	●
SmartTension™	●	●	—	●	●	—	—
SmartGuard™	●	—	—	●	—	—	—





Reduce follow-up trimming – save time and money



Our studies* show that large-scale commercial mowers only mow about 65 % of the total area of the lawns they work on. The remaining 35 % has to be taken care of later, using a walk-behind mower or a trimmer. The result is markedly lower productivity and higher labour costs. And in the end, reduced profitability. The reason for this is that most mowers aren't designed for the complex lawn shapes that professional landscapers have to deal with on a daily basis. The exception is our 500-series of compact front mowers. These machines offer lots of smart solutions that reduce the amount of follow-up trimming to 20 %. This means you finish the job earlier and can be on the way to the next one.

* Husqvarna's internal tests comparing the mowing productivity of a rear-wheel steered front mower equipped with 72" cutting deck versus a Husqvarna P 500 series front mower, equipped with 61" cutting deck, carried out during a full cutting season.

ALL-YEAR USE

Whatever the task, whatever the season

The wide range of attachments make our front mowers versatile tools for a variety of different ground care and landscaping tasks. And if you opt for the cabbed versions, you can work in any weather, all year round.

Thanks to the convenient quick coupling, it only takes a couple of minutes to change the attachment and start working with something completely different. You don't even need any special tools.

The optional, factory-installed cabin is well-equipped with ample space and large windows offering unobstructed view so you always see exactly where you're going. And it's easy to remove if you prefer summer days in the open air.




Husqvarna Ride-on mowers

High power and extreme versatility in a compact, durable format. That's the winning formula behind the ride-on mowers from Husqvarna. Whether you prefer our fast, agile zero-turn mowers with fixed, high-performing cutting decks, or our robust and durable 500-series front mowers and 400-series Riders with exchangeable cutting decks and a wide range of useful attachments, you can count on increasing your daily turnover all year round.

144 Discover our wide range of attachments and accessories

26 Make it easy to keep track of your equipment with Husqvarna Fleet Services™



RIGID TESTING

Quality is no coincidence

You should be able to rely on your Husqvarna to do its job, every day. That's why all our professional products have undergone extensive testing in realistic conditions, in our labs as well as out on the field, to make sure they meet our extreme standards in terms of quality and endurance.



Top features of Husqvarna front mowers

1. FRONT-MOUNTED CUTTING DECKS

Our low-profile, front-mounted cutting decks give you get excellent overview of the working area, enabling precise, close-up trimming. You can easily navigate corners as well as trim close to walls and fences, under bushes, fences, park benches etc.

2. CUTTING DECK OPTIONS

Our 137 and 180 cm wide rear discharge decks deliver maximum mowing capacity. Our Combi cutting decks, available in widths from 103-155 cm, can be used for both BioClip® (mulching) and rear discharge.

3. CUTTING HEIGHT ADJUSTMENT

Depending on your choice of cutting deck, there are different options for adjusting the cutting height. On the X-models' Combi decks, the height can be controlled with hydraulic controls from the driver's seat.

4. HIGH-PERFORMANCE COMBI DECK

The high-performance Combi deck is built on a sturdy frame and is stamped from a single piece of steel plate. It also has durable, flat-free support wheels with an air-filled core to provide good dampening and smooth operation with maximum uptime.

5. HEAVY-DUTY STEEL LADDER FRAME

The reinforced heavy-duty steel ladder frame on our 500-series front mowers has an open design providing excellent serviceability. For improved durability, the complete rear wagon is in one-piece ductile cast iron.

6. ARTICULATED STEERING

The articulated steering system featured on our 500-series front mowers and 400-series Riders allows the rear pair of wheels to swing in underneath the machine. The result is superior manoeuvrability with a minimum turning radius at full lock.

7. ALL-WHEEL-DRIVE

Ensures traction on uneven, wet and slippery areas and slopes. The machine's low centre of gravity in combination with the high-performing AWD system gives excellent slope and hillside stability.

8. ERGONOMIC DRIVER INTERFACE

Our 500-series front mowers have an ergonomic driver interface with easy-access controls and hydraulic power steering. The large wheels provide excellent ride comfort during long working hours.

9. EASY-ACCESS SERVICING POINTS

The tilting hood, easy-access servicing points and the front-mounted cutting decks service position all facilitate the daily maintenance checks and servicing. The greasable mandrels are easy to reach from above.

ELECTRONIC FUEL INJECTION (EFI)

The P 524X EFI and P 524XR EFI models are powered by Kawasaki engines with electronic fuel injection. The efficient combustion delivers the additional power and torque you need to maintain a higher speed in uneven terrain.

FLEXIDRIVE REMOTE CONTROL

The Flexidrive remote control on the P 524XR EFI front mower offers seamless transition between seated and remote mode. The operator can mow ordinary surfaces seated and mow hill sides and slopes with remote control, reducing the risk of roll-over accidents.

ELECTRIC DRIVE MODE

When you stop mowing and start moving the P 535HX hybrid front mower from one grass area to another, you can switch to pure electric drive mode and let the electric drive motors do the job. Without disturbing the surroundings more than an electric golf cart would do.

FUEL-EFFICIENT HYBRID SYSTEM

The fuel consumption for our hybrid frontmower P 535HX is lowered by up to 30% when compared to a 25 hp conventional diesel frontmower working under the same conditions (depending on drive cycle).



EXPLORE ONLINE

Find our entire range of zero-turn mowers and attachments by visiting husqvarna.com/ProZeroTurnMowers



Top features of Husqvarna zero-turn mowers

1. FASTER CUTTING AND GREAT RESULTS

On our Z500 series, the combination of deep cutting decks, high-performance blades and optimised deck baffles allows for exceptional cut quality and faster cutting speed, translating to increased productivity.

2. BUILT FOR DURABILITY

We've built our Z500 series with the toughest materials to ensure a long and productive product life: Weld-reinforced tubular steel frames, cast-iron spindles and heavy-duty, fabricated cutting decks.

3. DRIVING COMFORT

Great handling. Great balance. Great manoeuvrability. Our Z500 series provides great comfort with ergonomic controls, dampened steering levers and features like automatic park brake and hands-free deck lift.

4. PREMIUM SUSPENSION SEAT

Heavily bolstered cushions provide all day comfort for the operator. Combined with a dial by weight full suspension seat, the Z500 series provides extreme comfort under the most adverse situations.

5. AUTOMATIC PARKING BRAKE

The patent-pending parking brake system automatically activates or deactivates as the steering levers are moved outward or inward.

6. DESIGNED FOR SERVICEABILITY

The open design on our Z500 series means easy service access to the engine, drive system and cutting deck.



EXPLORE ONLINE

Find our entire range of front mowers and attachments by visiting husqvarna.com/ProRideOnFrontMowers



HUSQVARNA FRONT MOWERS

Commercial machines for full-time use. Designed with a strong focus on function and maneuverability to maximise performance, productivity and convenience. Can be equipped with a wide range of attachments for all-season use.

HYBRID FRONT MOWER

P535HX



1123 cm³
17.8 kW @ 3000 rpm
132/155/180 cm
30-112 mm

Husqvarna P 535HX hybrid front mower combines exceptional power and fuel efficiency with excellent operator comfort, enabling commercial operators to keep large lawns and outdoor greenspaces in superb condition. The dual power sources and highly efficient hybrid system enable great productivity in a compact and flexible format. Two electric motors power the hydraulics and the wheel drive axles, while a diesel engine powers the PTO and electric generator. A built-in connectivity module allows you to connect with Husqvarna Fleet Services™. Delivered deck-less and can be equipped with high-capacity cutting decks up to 180 cm, providing excellent results and efficient mowing in any terrain.

- Power steering
- Electric All-Wheel Drive (AWD)
- Hydraulic equipment lift
- ROPS
- Dynamic full-color display
- Quiet transport mode with hybrid driveline for a better noise climate
- Hydraulic attachment kit
- Grammer full suspension seat
- Dual LED lights
- 4.2 kWh Li-ion 52 V batteries
- Plug-in charging (accessory)
- HVO100 ready
- Integrated connectivity



ELECTRIC MODE

Quiet transfers and work

When you stop mowing and start moving the P535HX model from one grass area to another, you can switch to pure electric drive mode and let the electric drive motors do the job. Without disturbing the surroundings more than an electric golf cart would do. Secondly, the use of attachments that don't need PTO power can be performed in electric mode.

ENERGY EFFICIENCY

Hybrid drive system

The hybrid drive system balances the two energy sources to reduce the energy consumption and optimise the output on the PTO. Depending on drive cycle, the fuel consumption is lowered by up to 30 % when compared to a 25 hp conventional diesel frontmower working under the same conditions. The engine is ready for bio diesel (HVO100) allowing you to reduce your carbon footprint even further.

DIESEL FRONT MOWER

P525DX



1123 cm³
17.8 kW @ 3000 rpm
132 / 155 cm
30-112 mm

Designed to deliver high productivity in commercial use, the diesel-powered front mower Husqvarna P 525DX offers outstanding manoeuvrability and cutting capacity in complex, narrow environments and larger areas. The compact size and high transport speed make it suitable for stationary and mobile applications for municipalities, contractors, housing agencies, etc. The wide range of attachments, such as flail mower, broom, folding plough, ensure your front mower is productive all year round. Delivered deck-less and can be fitted with 132 and 155 cm Combi cutting decks.

- Power steering
- All-Wheel Drive (AWD)
- Hydraulic equipment lift
- Hydraulic attachment kit
- ROPS
- High contrast segment display
- Dual LED lights
- HVO100 ready
- Integrated connectivity

DIESEL FRONT MOWER

P520DX



898 cm³
14.5 kW @ 3000 rpm
132 / 155 cm
30-112 mm

Husqvarna P 520DX is a diesel-powered commercial front mower with excellent manoeuvrability and productivity in complex, narrow environments and larger areas. The high-performance transmission delivers uncompromised traction and slope stability, while the compact size makes it suitable for stationary and mobile applications for municipalities, contractors, housing agencies, etc. The wide range of attachments, such as flail mower, broom, folding plough, ensure your front mower is productive all year round. Delivered deck-less and can be fitted with 132 and 155 cm Combi cutting decks.

- Power steering
- All-Wheel Drive (AWD)
- Hydraulic equipment lift
- ROPS
- High contrast segment display
- Dual LED lights
- HVO100 ready
- Integrated connectivity

DIESEL FRONT MOWER

P525DX WITH CABIN



1123 cm³
17.8 kW @ 3000 rpm
132 / 155 cm
30-112 mm

Husqvarna P 525DX with cabin offers outstanding manoeuvrability, productivity, and operator comfort. The factory-assembled cabin is anti-vibrated from the chassis, significantly lowering vibration and noise. Its spacious interior offers glass doors, a front window extending to the roof, and a highly specified Grammer seat, increasing the driver's comfort and protection all year round. Fully equipped with hydraulic kit, LED work lights, road lights, counterweight, heater, beacon light, etc. The cabin can be easily removed from the chassis if it is not needed during summertime. Additionally, the ROPS structure is integrated into the cabin. The wide range of attachments, such as flail mower, broom and folding plough, ensure your front mower is productive all year round. Delivered deck-less and can be fitted with 132 and 155 cm Combi cutting decks.

- Power steering
- All-Wheel Drive (AWD)
- Hydraulic equipment lift
- High contrast segment display
- Hydraulic attachment kit
- Grammer full suspension seat
- Dual LED lights
- Cabin with heating
- HVO100 ready
- Integrated connectivity

Cylinder displacement, cm³ Net power at preset rpm, kW Cutting width, min - max, cm Cutting height, min - max, cm
For more technical specifications and information on engine power rating see pages 148-149.

PETROL FRONT MOWER
P524XR EFI



726 cm³
15.6 kW @ 3000 rpm
112/122/137 cm
25-100 mm



FLEXIDRIVE

For more productive workdays

The 2-in-1 concept with remote control on the P 524XR EFI front mower offers seamless transition between seated and remote mode. The operator can mow ordinary surfaces seated and mow hill sides and slopes with remote remote control, meaning more productive operation with one machine. Switching the machine's driving characteristics from operator seated mode to remote mode is done within 30 seconds. The machine can only be operated remotely when the operator's seat is vacant and the remote-control is connected to the machine.

Husqvarna P 524XR EFI is a versatile front-mounted petrol ride-on lawn mower built for commercial year-round use. Equipped with All-Wheel Drive and the possibility to manage remotely through FlexiDrive - a seamless transition between operator seated mode and remote-control mode on areas not appropriate for ride-on mowing. It has a Kawasaki engine with Electronic Fuel Injection for enhanced power and torque. Thanks to the built-in Bluetooth® connectivity module, it connects easily to Husqvarna Fleet Services™. As all 500-series front mowers delivered deck-less, but adapted for high-capacity cutting decks up to 137 cm.

- FlexiDrive – remote control option
- Kawasaki EFI-engine
- Power steering
- All-Wheel Drive (AWD)
- Electric equipment lift
- ROPS
- High contrast segment display
- Dual LED lights
- 360° warning lights
- Integrated connectivity

PETROL FRONT MOWER
P524X EFI



726 cm³
15.6 kW @ 3000 rpm
112/122/137 cm
25-100 mm



Husqvarna P 524X EFI is a powerful front-mounted petrol ride-on lawn mower built for commercial use. It is compact and versatile, with articulated steering, All-Wheel Drive, and a Kawasaki engine with Electronic Fuel Injection for enhanced power and torque. A superb choice for facility management companies, sports clubs, and contractors who want a manoeuvrable ride-on solution for year-round duties in complex areas. Thanks to the built-in Bluetooth® connectivity module, it connects easily to Husqvarna Fleet Services™. Delivered deck-less and can be equipped with high-capacity cutting decks up to 137 cm.

- Kawasaki EFI-engine
- Power steering
- All-Wheel Drive (AWD)
- Electric equipment lift
- ROPS
- High contrast segment display
- Dual LED lights
- Integrated connectivity

PETROL FRONT MOWER
P524X



726 cm³
13.9 kW @ 3000 rpm
112/122 cm
25-80 mm



Husqvarna P 524X is a front-mounted petrol ride-on lawn mower built for commercial use. It's a compact, versatile machine with articulated steering, All-Wheel Drive and a powerful engine from Kawasaki. The electric attachment lift enables efficient and comfortable work. This front mower is intended for facility management companies, sports clubs and contractors who want a manoeuvrable ride-on solution for year-round duties in complex areas. Thanks to the built-in Bluetooth® connectivity module, it connects easily to Husqvarna Fleet Services™. Delivered deck-less and can be equipped with 112 and 122 cm Combi cutting decks.

- Power steering
- All-Wheel Drive (AWD)
- Electric equipment lift
- ROPS
- High contrast segment display
- Dual LED lights
- Integrated connectivity



Cylinder displacement, cm³ Net power at preset rpm, kW Cutting width, min – max, cm Cutting height, min – max, cm
For more technical specifications and information on engine power rating see pages 148-149.



HUSQVARNA ZERO-TURN MOWERS

With a zero-turn mower from Husqvarna, you get the job done quickly and comfortably. You cross the lawn rapidly, and the sharp turns make sure no grass is left uncut. The Z560X model is developed for tough commercial use, so you can rely on it to deliver excellent results year after year.

ZERO-TURN MOWER

Z560X



852 cm³
17.9 kW @ 3000 rpm
152 cm
25–127 mm

Commercial, zero-turn mower with high speed and great manoeuvrability, for efficient mowing of large lawns. The 152 cm (60") deck produces an excellent cut quality, while the durable design and easy maintenance make for a long and trouble-free product life.

- Heavy duty fabricated cutting deck
- Spring-assisted deck height adjustment
- Hydro-Gear® ZT5400 Transmissions
- Premium suspension seat
- Large fuel tanks with LED gauges
- Foldable ROPS

ZERO-TURN MOWER

Z454X



726 cm³
16.1 kW @ 3000 rpm
137 cm
38–114 mm

Powerful zero-turn mower designed for commercial landscapers and groundskeepers. The Z454X mower features a smooth, quiet hydrostatic drive system and a high performance 137 cm cutting deck, making it highly productive. Other key features include folding roll over protection, automatic park brake system and commercial construction throughout. Side discharge with mulch option.

- Heavy duty fabricated cutting deck
- Adjustable seat with suspension
- 13 position deck height adjustment
- Foldable ROPS
- Parker HTE 12 transmissions

ZERO-TURN MOWER

Z448



726 cm³
16.1 kW @ 3000 rpm
122 cm
38–114 mm

Compact zero-turn mower designed for commercial landscapers and groundskeepers. The Z448 mower features a smooth, quiet hydrostatic drive system and a Commercial ClearCut® 122 cm cutting deck, making it very maneuverable and agile. Other key features include Kawasaki engine, automatic park brake system and commercial construction throughout. Side discharge with mulch option.

- Heavy duty fabricated cutting deck
- Ergonomic controls
- 13 position deck height adjustment
- Foldable ROPS
- Parker HTE 10 transmissions

HUSQVARNA RIDERS

Our 400-series Riders are high-performance machines, developed for part-time professional use where manoeuvrability, capacity and comfort is required. Typical users include property owners, cemeteries and hotels. A wide range of attachments make them ready for year-round use.

PETROL RIDER

R 420TsX AWD



726 cm³
14.0 @ 3000 rpm
103/112/122 cm
25–75 mm

Husqvarna R 420TsX AWD is a compact, high-performance all-wheel-drive Rider, ideal for part-time professional use in large, tight and hilly areas. The powerful Kawasaki V-twin engine delivers exceptional power and torque, while power steering makes driving more comfortable. The XChange attachment frame enables quick attachment change without using tools. Bluetooth® connectivity lets you easily integrate your Rider with Husqvarna Fleet Services. With Dual LED lights, Turn Key Start, an adjustable steering wheel and a convenient luggage rack, this Rider is an excellent choice for private estate owners, sports facilities and hotels with large areas to maintain year-round. Delivered deck-less and can be fitted with 103, 112 and 122 cm Combi cutting decks.

- Power steering
- All-Wheel Drive (AWD)
- Drive-in-drive-out attachment frame
- Hydraulic equipment lift
- High-contrast segment display
- Dual LED lights
- Integrated connectivity

PETROL RIDER

R 418TsX AWD



603 cm³
10.8 @ 3000 rpm
103/112 cm
25–75 mm

Husqvarna R 418TsX AWD is a compact and flexible Rider with AWD for convenient mowing of tight, complex and hilly areas, also in part-time professional use. The Kawasaki V-twin engine provides reliable power and torque, while power steering, hydraulic tool lift and quick tool connection for smooth tool changes make work easier. Thanks to Bluetooth® connectivity, you can easily integrate your Rider with Husqvarna Fleet Services™. This machine is designed for year-round use and can be fitted with a flail mower, broom, snow thrower, snow blade and more. It is an excellent choice for municipalities, cemeteries, facilities and estate owners. Delivered deck-less and can be fitted with 103 and 112 cm Combi cutting decks.

- Power steering
- All-Wheel Drive (AWD)
- Drive-in-drive-out attachment frame
- Hydraulic equipment lift
- High-contrast segment display
- Dual LED lights
- Integrated connectivity

ATTACHMENTS FOR FRONT MOWER P 535HX/P 525DX/P 520DX MODELS



COMBI DECKS

Husqvarna Combi decks combine very efficient BioClip® mulching with rear discharge. The heavy-duty design is stamped from one piece of 4.5 mm steel, which contributes to its high efficiency, thanks to the optimised airflow. Shaft PTO driven. All decks are equipped with replaceable side skid wears. Choose between 132 cm

(52") or 155 cm (61") cutting width. X-model cutting decks come with hydraulic height adjustment.

967 97 83-01, Combi 132
967 97 85-01, Combi 132X
967 97 84-01, Combi 155
967 97 86-01, Combi 155X

HYBRID TURF DETHATCHER



When removing thatch on hybrid grass football pitches, you cannot use a standard aerator or vertical cutter. The hybrid turf dethatcher is designed to remove and collect the thatch efficiently without damaging the reinforcement net. With regular dethatching, the renovation cycle for the hybrid turf can be extended up to 5-6 years, reducing costs and closed-down time. Developed in cooperation with the Swedish Football Association. Requires hydraulic kit and counterweight.

546 48 61-01

BROOM



Shaft PTO driven broom for efficient clearing of thin snow, leaves and debris. Max/min working width 130/120 cm. Requires hydraulic kit and counterweight.

590 45 00-01

FLAIL MOWER



Shaft PTO driven flail mower. Updated design with reinforced bevel gear, increased cutting height range and improved performance in dense vegetation. The front support wheels pivot and come with solid tyres. Working width 120 cm. Requires counterweight.

596 86 75-01

UTILITY BUCKET



Hydraulic adjustment of angling and emptying. Working width 120 cm. Loading capacity 65 kg. Requires hydraulic kit and counterweight.

965 99 74-01



HUSQVARNA R180 CUTTING DECK

A robust, 180 cm (72") wide rear discharge cutting deck. Optimal for use with the hybrid front mower Husqvarna P 535HX. Shaft PTO driven and highly productive thanks to increased cutting width and mowing speed, when compared to Husqvarna Combi decks. Easy to install and operate.

967 98 56-01

BROOM WITH COLLECTOR



PTO driven rotating broom with collector for efficient collection of debris and gravel. The spacious collector is conveniently emptied from the operator's seat. Can also be used as a conventional broom without the collector, if fitted with a Splash guard (sold separately). Working width 130 cm and infinitely adjustable, both to the right/left, up to 26 degrees in each direction. Requires hydraulic kit and counterweight

547 12 17-01

WEED BRUSH



Shaft PTO driven rotating steel brush for efficient removal of weed and dirt in gutters, walking paths and along curbstones. Brush angle is adjustable from seat. Diameter 50 cm. Requires hydraulic kit and counterweight.

597 75 08-01

To see the entire attachment range,
please visit husqvarna.com

GRAVEL HARROW



Attachment for loosening compacted gravel and removing weeds on paths and driveways. Recommended to use together with rake for tidy result. Adjustable cutting depth. Working width 125 cm.

529 76 83-01


SNOW THROWER



Shaft PTO driven, highly efficient and heavy-duty two-stage snow thrower. Requires hydraulic kit and counterweight. Working width 120 cm, chute rotation 300 degrees.

590 45 19-01

CYCLONE SPREADER



For sand, salt, seeds or fertiliser up to 8 mm. With a volume of 70 litres, steplessly adjustable rotating plate speed and a lid that can be opened and closed from the seat.

967 09 89-01

GRAMMER SEAT



Deluxe seat with many options for personal settings for optimum ergonomics. Available with or without heated seat cushion. Armrests available as accessories.

967 00 84-01, Grammer Primo M seat
967 00 84-02, Grammer Primo M seat, with heating
965 89 68-01, Grammer armrest kit, right
965 89 70-01, Grammer armrest kit, left

SPREADER



Electric spreader for gritting and de-icing walkways. The galvanised bucket holds 70 litres. Requires Power outlet kit.

536 90 35-01

FOLDING PLOUGH



Individual, hydraulic, adjustable blades. Reversible Hardox® steel wears. Two adjustable skid plates. Max/min working width 140/119 cm. Requires hydraulic kit and counterweight.

965 99 72-01


BLOWER



Shaft PTO driven blower for cleaning of large open areas. Powerful low noise fan capable of 80 m³/min air flow. 360-degree rotating air outlet adjustable from seat. Requires hydraulic kit.

587 93 29-01

HYDRAULIC KIT



Two auxiliary hydraulic connections to control front-mounted attachments. Includes valve, switch, hoses with connectors and wires. For P 520DX model, other models have Hydraulic kit factory assembled.

529 95 80-01

RAKE



Rear-mounted attachment to be used in combination with gravel harrow for levelling out gravel and collecting weed. Lowered and lifted electrically from the driver's seat. Working width 125 cm. Requires Power outlet kit.

536 90 31-01

SNOW BLADE



Rugged steel snow blade. Hydraulic angle adjustment and 140 cm working width. Requires hydraulic kit and counterweight. To meet requirements on different markets, the blade must be completed with either skids and a steel scraper or with support wheels and a rubber scraper.

592 75 51-01, Snow blade, base set
592 75 52-01, Steel skids and steel scraper
592 75 53-01, Support wheels and rubber scraper

COUNTERWEIGHT



Rear counterweight for improved grip and stability. Must be used when operating some of the front-mounted attachments. Total weight 62 kg. Includes 5 x 10 kg stackable, separate weights to be installed to a mounting frame (12 kg)

529 95 79-01

ROAD KIT



We provide accessories needed for driving on public roads. Please check your local legislations to find out the requirements on your market.

966 79 09-01 Startkit
529 80 78-01 Startkit with LED lights
966 79 11-01 Low-speed vehicle triangle

ATTACHMENTS FOR FRONT MOWER P 524X MODELS AND 400 SERIES RIDERS

COMBI DECKS



Husqvarna Combi decks combine very efficient BioClip® mulching with rear discharge. The durable design is stamped from one piece, which contributes to its high efficiency, thanks to the optimised airflow. Choose between 112 cm (44"), 122 cm (48") and 103 cm (40") cutting width. X-models cutting decks come with electric height adjustment. Must be combined with Power outlet kit.

970 62 62-01, Combi 112, P524X series
970 72 70-01, Combi 112X, P524X series
970 62 63-01, Combi 122, P524X series
970 72 71-01, Combi 122X, P524X series
967 64 89-01, Combi 103, R400 series
967 64 90-01, Combi 112, R400 series
967 64 91-01, Combi 122, R400 series

BROOM



Rotating broom for sweeping up leaves, snow etc. Can be angled to either side. Working width 120 cm. Broom for P524X has electric angle adjustment. Must be combined with Power outlet kit.

536 90 26-01 P524X series
596 28 87-01, R400 series

FOLDING PLOUGH



Compact and flexible folding plough in heavy-duty steel design. Electric adjustment of the blades makes it usable as an V-plough, point plough or diagonal plough. Equipped with rubber scrape blade. Working width 120 cm. P524X series require Power outlet kit.

536 90 27-01, P524X series
596 28 93-01, R400 series

R137 CUTTING DECK



A robust, 137 cm (54") wide rear discharge cutting deck. Optimal for use with the Husqvarna P 524X EFI models. Highly productive thanks to increased cutting width and mowing speed, when compared to Husqvarna Combi decks. Mulch plug included. X-model cutting decks come with electric height adjustment. Must be combined with Power outlet kit.

970 72 72-01, R137X, P524X series
970 61 20-01, R137, P524X series

RAKE



Rear-mounted attachment to be used in combination with gravel harrow for levelling out gravel and collecting weed. Lowered and lifted electrically from the driver's seat. Working width 125 cm. Requires Power outlet kit.

536 90 31-01, P 524X series

SNOW BLADE



Rugged steel blade with steel blade edge. Working width 125 cm.

536 90 02-01, P 524X series
596 29 00-01, R400 series
531 00 71-34, rubber blade

FLAIL MOWER



Robust, reliable flail mower for rough areas with overgrown grass and low brushwood. Equipped with a hard-wearing mitre gear for maximum product life. Working width 100 cm.

536 90 00-01, P524X series
547 12 15-02, P524XR EFI
596 28 92-01, R400 series

GRAVEL HARROW



Front-mounted attachment ideal for loosening compacted gravel surfaces and cutting of weed roots. Recommended to use with rake for tidy result. Adjustable cutting depth. Working width 125 cm.

587 93 20-01, P 524X series

SNOW THROWER



Highly effective, heavy-duty dual-stage thrower with a working width of 100 cm, chute rotation 180 degrees. The snow thrower model for the P 524X-series is equipped with electric angling of the chute and requires Power outlet kit.

536 90 30-01, P 524X series
596 28 93-01, R400 series

TRAILER



Spacious trailer made of sturdy steel. Tippable with folding tailgate for easy loading and unloading. Loading dimensions (L x W x H) 123 x 90 x 30 cm. Can be equipped with coupling for 50 mm ball type hook.

953 51 17-03

POWER OUTLET KIT



For attachments requiring electric connection, the front mower must be equipped with Power outlet kit.

537 63 59-01, Power outlet kit, front P524X
537 63 60-01, Power outlet kit, rear P524X

PROFI SPREADER



Rugged, high-quality spreader with an electrically operated spreader roller that guarantees uniform and reliable spreading. Easily adjustable flow. The protective grille on top can also be used as a screen when filling with fertiliser, salt, sand or fine gravel with a particle size up to 30 mm. P524X series require Power outlet kit. Can be equipped with coupling for 50 mm ball type hook.

536 90 33-01

GRAMMER SEAT



Deluxe seat for the P 524X series with many options for personal settings for optimum ergonomics. Available with or without heated seat cushion. Armrests available as accessories.

538 94 18-01, Grammer Primo M seat
538 94 18-02, Grammer Primo M seat, with heating
965 89 68-01, Grammer armrest kit, right
965 89 70-01, Grammer armrest kit, left

ATTACHMENTS FOR ZERO-TURN MOWERS

COLLECTION SYSTEM



3 collector bins



DFS-system

Efficient collection system for grass clippings or leaf cleanup. Durable nylon bins with easy attachment of fan and collector. The impact resistant construction of housing and fan reduces weight and maximises air flow. The in-line impeller design allows for maximum air velocity and efficiency. Available as three-bag versions or the convenient DFS-system which allows you to empty the collector without having to leave your seat. Both kits need to be complemented with a drive kit (except Z448).

967 32 27-01*, DFS-system (390 litres), Z560X
967 32 26-01*, 3 collector bins (460 litres), Z560X
966 40 72-01, drive kit, Z560X
598 39 02-01*, 3 collector bins (320 litres), Z454X
598 39 04-01, drive kit, Z454X
598 53 28-02, 3 collector bins (320 litres), Z448

*Requires drive kit

MULCHING KIT



Reduces your lawn clippings to a fine fertilising mulch and re-deposits them to your lawn.

966 44 47-01, Z560X
598 39 05-01, Z454X
582 56 00-01, Z448

OPERATOR CONTROLLED DISCHARGE CHUTE

A simple pull of the lever temporarily closes off the cutting deck's discharge opening when mowing along sidewalks, roads, flowerbeds etc. ensuring added efficiency and property protection while mowing.

966 48 87-01, Z560X

LIGHT KIT FOR ROPS



ROPS-mounted light kit features twin 35W halogen lights with simple clamp-on installation. Harness plugs into existing accessory plug for convenient function from the ignition key switch.

576 80 90-01

To see the entire attachment range, please visit husqvarna.com



Husqvarna Lawn mowers

Our commercial lawn mowers come equipped with smart and convenient features to make your work more productive. Their powerful battery-powered motors and petrol engines, and their durable cutting decks, make them ideal for cutting just about any area. Thanks to their robust design they'll be reliable workmates for many years. Husqvarna's constant focus on ergonomics and user-friendliness means you can keep up the pace and stay efficient even during longer shifts.

26 Manage and optimise your fleet by using Husqvarna Fleet Services™

30 Discover the high-performing and flexible Husqvarna BLi-X 36V battery system



EXPLORE ONLINE

Find our entire range of lawn mowers and accessories by visiting husqvarna.com/ProLawnMowers



- 1 User-centric design
- 2 Durable aluminium chassis
- 3 Efficient mulching
- 4 High-capacity collectors
- 5 Dependable battery power
- 6 Digital keypad
- 7 Dual battery slots
- 8 Backpack battery mount
- 9 4-speed direct drive
- 10 PowerBoost™

Top features of Husqvarna lawn mowers

1. USER-CENTRIC DESIGN

Thanks to features and functions like anti-vibration handles and easy start, you will experience better ergonomics, less vibrations and an easier workday.

2. DURABLE ALUMINIUM CHASSIS

Our cutting decks are cast in one-piece aluminium for optimal torsional rigidity and long service life. It's a light material, it doesn't rust, and it is solid enough for years of tough operation.

3. EFFICIENT MULCHING

Our mulching mowers cut the grass into fine clippings. These quickly break down to fertilise the grass roots. The grass grows strong and healthy, while weed and moss are discouraged.

4. HIGH-CAPACITY COLLECTORS

Our commercial collector mowers are equipped with high-capacity collectors with dust blocker and convenient one-hand emptying.

5. DEPENDABLE BATTERY POWER

Our 500-series battery-powered lawn mowers are designed for full-time commercial use. This means powerful brushless motors, durable aluminium chassis and superb mowing performance even in tall grass, whether you prefer mulching or collection.

6. DIGITAL KEYPAD

On our battery-powered lawn mowers, the digital keypad on the handle makes it easy to check the battery status, switch the savE™ mode on/off and adjust the variable speed (on self-propelled models).

7. DUAL BATTERY SLOTS

For maximum runtime and convenient productivity, our battery-powered lawn mowers have two battery slots with an automatic switch. When battery #1 is empty, just put it in the charger and continue working with battery #2.

8. BACKPACK BATTERY MOUNT

With the optional mounting bracket, you can attach a backpack battery directly on top of a 500-series battery-powered lawn mower, instead of wearing a harness. Use your backpack battery, save your back.

9. 4-SPEED DIRECT DRIVE

The drive wheels on our battery-powered lawn mowers have a direct drive transmission with a dedicated, brushless electric motor. For transporting, the forward drive can be activated without engaging the blades.

10. POWERBOOST™

The PowerBoost™ function on our battery-powered lawn mowers increases the rpm of the cutting blades automatically when working in tough conditions. This gives a "petrol-like" user experience when, for instance, mowing tall grass.

500-SERIES – FOR FULL-TIME USE

Commercial machines for full-time use. Built on a cast aluminum framework with either powerful batteries as power sources or true commercial petrol engines. Designed with a strong focus on maneuverability and ergonomic solutions for the operator.

PETROL LAWN MOWER

KLIPPO® LB 553SQe



166 cm³
2.75 kW @ 2900 rpm
53 cm
28–65 mm

KLIPPO® LB 553SQe is a full-sized, dedicated BioClip® mower with front-wheel drive for commercial use. It's suitable for mid-sized to larger areas or as a complementary trimming tool for ride-on or robotic mowers. Equipped with the fully commercial and high-specified Husqvarna HS 166AP engine and an ergonomic, side-adjustable anti-vibrated handle system, which help fulfil A(B) EN836.

- BioClip®
- Self-propelled, single speed
- Strong and durable aluminium chassis
- Side protection bumper
- Ergonomic, side-adjustable handle
- Anti-vibration handle

PETROL LAWN MOWER

LC 551VQ



166 cm³
2.7 kW @ 2800 rpm
51 cm
26–75 mm

The compact Husqvarna LC 551VQ model is a self-propelled collecting lawn mower with a powerful Husqvarna HS 166AP engine designed for high reliability and easy starting. With features like variable speed, blade brake control and side protection bumpers, this model is an excellent choice for professional users who demand reliable, long-lasting performance and outstanding results.

- Collection/BioClip®/Rear discharge
- Self-propelled, variable speed
- Strong and durable aluminium chassis
- Handle height adjustment
- Easy foldable handle

PETROL LAWN MOWER

LC551 VBP



179 cm³
2.9 kW @ 2800 rpm
51 cm
26–74 mm

The self-propelled Husqvarna LC 551VBP model is a compact and durable collecting lawn mower for commercial use. Its powerful Kawasaki engine, variable speed, blade brake control, and side protection bumpers make this model ideal for professional users who demand reliable, long-lasting performance and outstanding results.

- Collection/ BioClip®/Rear discharge
- Self-propelled, variable speed
- Strong and durable aluminium chassis
- Handle height adjustment
- Blade brake clutch
- Side and front protection bumper
- Easy foldable handle

PETROL LAWN MOWER

KLIPPO® LB 548SQe



166 cm³
2.75 kW @ 2900 rpm
48 cm
30–60 mm

KLIPPO® LB 548SQe is a dedicated BioClip® mower with front-wheel drive for commercial use. It's suitable for complex, narrow areas or as a complementary trimming tool for ride-on or robotic mowers. Equipped with the fully commercial and high-specified Husqvarna HS 166AP engine and an ergonomic, side-adjustable anti-vibrated handle system, which help fulfil A(B) EN836.

- BioClip®
- Self-propelled, single speed
- Strong and durable aluminium chassis
- Side protection bumper
- Ergonomic, side-adjustable handle
- Anti-vibration handle

PETROL LAWN MOWER

LC 551SP



179 cm³
2.9 kW @ 2800 rpm
51 cm
26–74 mm

Husqvarna LC 551SP is a robust, compact, self-propelled collecting lawn mower for commercial use. The high-specified engine from Kawasaki delivers reliable power, making this mower superb for professionals looking for affordable quality, dependable, long-lasting performance and outstanding results.

- Collection/BioClip®/Rear discharge
- Self-propelled, single speed
- Strong and durable aluminium chassis
- Handle height adjustment
- Easy foldable handle

PETROL LAWN MOWER

DB 551



223 cm³
3.8 kW @ 3000 rpm
51 cm
55–110 mm

A robust machine designed for high grass and small brush clearing. The design is focused on reliability, manoeuvrability and ergonomics in order to give the best conditions to the operator. High mowing/clearing capacity and an easy to use central cutting height adjustment on the handle. Self-propelling with large rear wheels for good traction and swivelling front wheel for optimal handling.

- Self-propelled, single speed
- Adjustable cutting height
- Central cutting height adjustment
- Double ball bearing wheels

BATTERY LAWN MOWER

LB 553iV



1500 W
53 cm
28–65 mm



Husqvarna LB 553iV is a robust, self-propelled, battery-powered BioClip® mower for commercial use. It's suitable for mowing mid-sized to larger areas or as a complementary trimming tool for ride-on or robotic mowers. PowerBoost and active cooling make it possible to cut uneven and high grass. Double battery slots and the option of a backpack battery enable extended runtime.

- Brushless motor
- BioClip®
- Self-propelled, 4-step variable speed
- savE™
- Dual battery slots and backpack option
- Weatherproof (IPX4)
- PowerBoost™
- Side protection bumper
- Intuitive keypad
- Ergonomic, side-adjustable handle

BATTERY LAWN MOWER

LC 551iV



1500 W
51 cm
26–74 mm



The self-propelled Husqvarna LC 551iV model is a robust, battery-powered collecting lawn mower for commercial use. The variable speed is convenient when cutting complex lawns, while PowerBoost and active cooling allow you to cut uneven and high grass efficiently. Extended runtime is enabled by double battery slots and backpack battery option.

- Brushless motor
- Collection/ BioClip®/Rear discharge
- Self-propelled, 4-step variable speed
- savE™
- Dual battery slots and backpack option
- Weatherproof (IPX4)
- PowerBoost™
- Side and front protection bumper
- Intuitive keypad

BATTERY LAWN MOWER

LB 548i



1500 W
48 cm
30–60 mm



Husqvarna LB 548i is a compact, robust, battery-powered BioClip® mower for commercial use. The heavy-duty commercial powerhead makes LB 548i a reliable partner for a long time. PowerBoost and active cooling allow you to cut uneven and high grass. Double battery slots and the option of a backpack battery enable extended runtime.

- Brushless motor
- BioClip®
- savE™
- Dual battery slots and backpack option
- Weatherproof (IPX4)
- PowerBoost™
- Side protection bumper
- Intuitive keypad
- Ergonomic, side-adjustable handle

PETROL LAWN MOWER

GX 560



166 cm³
3.4 kW @ 3150 rpm
50.5 cm
10–30 mm

Husqvarna GX 560 is a commercial lawn mower specially designed for areas hard to cut with a ride-on or walk-behind mower. With its air cushion technology, it delivers a premium result on steep and complicated areas, such as golf course bunker edges. The product's design and engine choice allow it to be used on slopes of up to 45°.

- Air cushion
- Manoeuvrable
- Cuts on slopes up to 45°

HUSQVARNA MAINTENANCE KITS

Keep your Husqvarna in shape

To ensure your petrol-powered equipment lasts longer and experiences minimal downtime, we highly recommend using Husqvarna Maintenance Kits in accordance with the recommended service plan.



KITS FOR LAWN MOWERS

Read more about Maintenance Kits for lawn mowers at husqvarna.com/MaintenanceKitWH

400 SERIES – FOR PART-TIME PROFESSIONAL USE

High-performance mowers for part-time professional use. Quality and durability characterise all models in the 400-series, designed for demanding tasks with both powerful batteries as power sources or reliable petrol engines.

PETROL LAWN MOWER

KLIPPO® LB 453SQ



166 cm³
2.75 kW @ 2900 rpm
53 cm
30–60 mm

KLIPPO® LB 453SQ is a full-sized BioClip® mower with front-wheel drive designed for part-time professional use in medium- to large-sized areas. It's built on the highly respected KLIPPO® platform, well-known for outstanding durability and reliable performance. It features the high-specified Husqvarna HS 166AP engine and ergonomic side-adjustable handle.

- BioClip®
- Self-propelled, single speed
- Durable aluminium chassis
- Ergonomic, side-adjustable handle

PETROL LAWN MOWER

KLIPPO® LB 453S



166 cm³
3.3 kW @ 3300 rpm
53 cm
30–60 mm

The front-wheel-driven KLIPPO® LB 453S model is a full-sized BioClip® mower ideal for part-time professional use in medium- to large-sized areas. It's equipped with a high-specified, easy-start Honda GCV engine and an ergonomic side-adjustable handle.

- BioClip®
- Self-propelled, single speed
- Durable aluminium chassis
- Ergonomic, side-adjustable handle

PETROL LAWN MOWER

KLIPPO® LB 448SQ



166 cm³
2.75 kW @ 2900 rpm
48 cm
30–60 mm

KLIPPO® LB 448SQ is a front-wheel-driven BioClip® mower designed for part-time professional use in medium-sized areas. The highly respected KLIPPO® platform is well-known for outstanding durability and reliable performance. It's equipped with the high-specified Husqvarna HS 166AP engine and an ergonomic side-adjustable handle.

- BioClip®
- Self-propelled, single speed
- Durable aluminium chassis
- Ergonomic, side-adjustable handle

PETROL LAWN MOWER

KLIPPO® LB 448Q



166 cm³
2.75 kW @ 2900 rpm
48 cm
30–60 mm

The compact KLIPPO® LB 448Q model is a robust BioClip® mower built for part-time professional use in medium-sized areas. The durable KLIPPO® platform is renowned and respected for its reliable performance. It's equipped with the high-specified Husqvarna HS 166AP engine and an ergonomic side-adjustable handle.

- BioClip®
- Durable aluminium chassis
- Ergonomic, side-adjustable handle

PETROL LAWN MOWER

KLIPPO® LB 448S



145 cm³
2.7 kW @ 2900 rpm
48 cm
30–60 mm

KLIPPO® LB 448S is a BioClip® mower with front-wheel drive designed for part-time professional use in medium-sized areas. The highly respected KLIPPO® platform is well-known for outstanding durability and reliable performance. This mower is equipped with a high-specified, easy-start Honda GCV engine and an ergonomic side-adjustable handle.

- BioClip®
- Self-propelled, single speed
- Durable aluminium chassis
- Ergonomic, side-adjustable handle

PETROL LAWN MOWER

KLIPPO® LB 448



145 cm³
2.7 kW @ 2900 rpm
48 cm
30–60 mm

KLIPPO® LB 448 is a compact and easy-to-operate BioClip® mower for part-time professional use in medium-sized areas. It's built on the highly respected KLIPPO® platform, well-known for outstanding durability and reliable performance. It's equipped with a high-specified, easy-start Honda GCV engine and ergonomic side-adjustable handle.

- BioClip®
- Durable aluminium chassis
- Ergonomic, side-adjustable handle

PETROL LAWN MOWER

KLIPPO® LB 442Q



166 cm³
2.75 kW @ 2900 rpm
42 cm
34–55 mm

KLIPPO® LB 442Q is a small, easy-to-operate BioClip® mower ideal for part-time professional use in small, narrow, and complex areas. It features the high-specified Husqvarna HS 166AP engine and ergonomic side-adjustable handle.

- BioClip®
- Durable aluminium chassis
- Side-adjustable handle



BATTERY LAWN MOWER

LB 448iV



1200 W
48 cm
30–60 mm

The self-propelled Husqvarna LB 448iV model is a robust battery-powered BioClip® mower built for part-time professional use. The aluminium cutting deck and high-performance powerhead make this mower a reliable partner for many years. The savE™ feature extends runtime when you don't need full power, while PowerBoost™ and active cooling allow you to cut tall, lush grass.

- Brushless motor
- BioClip®
- Self-propelled, 4-step variable speed
- PowerBoost™
- Weatherproof (IPX4)
- savE™
- Dual battery slots
- Intuitive keypad
- Ergonomic, side-adjustable handle

BATTERY LAWN MOWER

LB 448i



1200 W
48 cm
30–60 mm

The robust Husqvarna LB 448i model is a battery-powered, easy-to-use BioClip® mower ideal for part-time professional use. This durable and reliable mower features an aluminium cutting deck and high-performance powerhead. The savE™ feature extends runtime when you don't need full power, while PowerBoost™ and active cooling allow you to cut tall, lush grass.

- Brushless motor
- BioClip®
- PowerBoost™
- Weatherproof (IPX4)
- savE™
- Dual battery slots
- Intuitive keypad
- Ergonomic, side-adjustable handle

BATTERY LAWN MOWER

LB 442i



1200 W
42 cm
35–55 mm

Husqvarna LB 442i is a small, easy-to-use battery-powered BioClip® mower built for part-time professional use. Its robust aluminium cutting deck and heavy-duty commercial powerhead make it a truly robust and reliable partner for years to come. PowerBoost™ and active cooling make it possible to cut uneven and high grass.

- Brushless motor
- BioClip®
- PowerBoost™
- Weatherproof (IPX4)
- savE™
- Dual battery slots
- Intuitive keypad
- Ergonomic, side-adjustable handle

PETROL LAWN MOWERS	KLIPPO® LB 553SQe	LC 551VBP	LC 551SP	LC 551VQ	KLIPPO®LB 548SQe	DB 551	GX 560		KLIPPO® LB 453SQ	KLIPPO® LB 453S	KLIPPO® LB 448SQ	KLIPPO® LB 448Q	KLIPPO® LB 448S	KLIPPO® LB 448	KLIPPO® LB 442Q
TECHNICAL SPECIFICATIONS															
Engine manufacturer	Husqvarna	Kawasaki	Kawasaki	Husqvarna	Husqvarna	Husqvarna	Honda		Husqvarna	Honda	Husqvarna	Husqvarna	Honda	Honda	Husqvarna
Engine name	HS 166AP	FJ180 KAI	FJ180 KAI	HS 166AP	HS 166AP	Husqvarna 225P	GCVX-170		HS 166AP	GCVX-170	HS 166AP	HS 166AP	GCVX-145	GCVX-145	HS 166AP
Cylinder displacement, cm³	166	179	179	166	166	223	166		166	166	166	166	145	145	166
Net power at preset rpm, kW	2.75 @ 2900	2.9 @ 2800	2.9 @ 2800	2.7 @ 2800	2.75 @ 2900	3.8 @ 3000	3.4 @ 3150		2.75 @ 2900	3.3 @ 2900	2.75 @ 2900	2.75 @ 2900	2.7 @ 2900	2.7 @ 2900	2.75 @ 2900
Engine lubrication type	Splash	Pressure with oilfilter	Pressure with oilfilter	Splash	Splash	Splash	Splash		Splash	Splash	Splash	Splash	Splash	Splash	Splash
Fuel tank volume, litres	1.5	1.9	1.9	1.5	1.5	1.2	0.9		1.5	0.9	1.5	1.5	0.9	0.9	1.5
Drive system	Self-propelled, single speed	Self-propelled, variable speed	Self-propelled, single speed	Self-propelled, variable speed	Self-propelled, single speed	Self-propelled, variable speed	Push		Self-propelled, single speed	Self-propelled, single speed	Self-propelled, single speed	Push	Self-propelled, single speed	Push	Push
Drive wheels	Front	Rear	Rear	Rear	Front	Rear	–		Front	Front	Front	–	Front	–	–
Speed, km/h	4.8	5.0	4.1	5.0	4.5	2.3	–		4.5	4.5	4.5	–	4.5	–	–
Cutting deck material	Aluminium	Aluminium	Aluminium	Aluminium	Aluminium	Steel	ABS Plastic		Aluminium	Aluminium	Aluminium	Aluminium	Aluminium	Aluminium	Aluminium
Cutting methods	BioClip®	Collection / BioClip® / Rear discharge	Collection / BioClip® / Rear discharge	Collection / BioClip® / Rear discharge	BioClip®	Side discharge	BioClip®		BioClip®	BioClip®	BioClip®	BioClip®	BioClip®	BioClip®	BioClip®
Cutting width, cm	53	51	51	51	48	51	50.5		53	53	48	48	48	48	42
Cutting height, min – max, mm	28–65	26–74	26–74	26–75	30–60	55–110	10–30		30–60	30–60	30–60	30–60	30–60	30–60	34–55
Cutting height steps	5	6	6	6	6	4	3		6	6	6	6	6	6	4
Cutting height adjustment	Central	Central	Central	Central	Central	Central	Central		Central	Central	Central	Central	Central	Central	Central
Wheel size, front/rear, mm	203/203	210/210	210/210	210/210	203/203	200/420	–		208/208	208/208	208/208	208/208	208/208	208/208	180/180
Rims, material	Aluminium	Polymer	Polymer	Polymer	Steel	Plastic	–		Steel	Steel	Steel	Steel	Steel	Steel	Steel
Blade type	Mulcher	Collect	Collect	Collect	Mulcher	Brush gator blade	Mulcher		Mulcher	Mulcher	Mulcher	Mulcher	Mulcher	Mulcher	Mulcher
Collector type	–	Fabric with dust blocker	Fabric with dust blocker	Fabric with dust blocker	–	–	–		–	–	–	–	–	–	–
Collector volume, litres	–	65	65	65	–	–	–		–	–	–	–	–	–	–
Handle type	Straight	Ergonomic	Ergonomic	Ergonomic	Straight	Ergonomic	Comfort		Straight	Straight	Straight	Straight	Straight	Straight	Straight
Sound power level, guaranteed (LWA), dB(A)*	96	98	98	98	93	N/A	97		95	94	93	93	91	91	94
Sound pressure level at operator's ear, dB(A)**	83	84	87	86	79	N/A	86		81	78	79	79	77	77	81
Weight (excl. fuel), kg	38.5	52.5	48.5	51	34.5	50	18		33.5	33	32.5	29	30.5	27.5	25.5
FEATURES															
Double ball-bearing wheels	●	●	●	●	●	●	–		●	●	●	●	●	●	●
Throttle control	–	●	●	–	–	●	–		–	–	–	–	–	–	–
Foldable handle	–	●	●	●	–	●	●		–	–	–	–	–	–	–
Handle height adjustment	●	●	●	●	●	●	●		●	●	●	●	●	●	●
Ergonomic, side-adjustable handle	●	–	–	–	●	–	–		●	●	●	●	●	●	●
Blade brake clutch	–	●	–	–	–	–	–		–	–	–	–	–	–	–
Side protection bumper	●	●	–	–	●	–	–		–	–	–	–	–	–	–

*Noise emissions in the environment measured and calculated as guaranteed sound power level according to EC-directive 2000/14/EC. The guaranteed sound power level includes variation in production as well as variation from the test code with 1-2 dB(A).

**Sound pressure level according to EN ISO 5395-1. Declared sound pressure level has a typical statistical dispersion (standard deviation) of 1.5 dB(A). N/A = Values were not available at time of printing

NOMINAL POWER The EU machinery directive (2006/42/EC) came into force on January 1, 2010, requiring manufacturers to declare the nominal power of engines, in kilowatts (kW). The power rating of the engines indicated is the average net power output during a normal working situations and meets applicable noise regulations (at specified rpm, see owner manual) of a typical production engine for the engine model measured to SAE standard J1349/ISO 1585. Mass production engines may differ from this value. Actual power output for the engine installed in the final machine will depend on the operating speed, environmental conditions and other variables.



BATTERY LAWN MOWERS	LB 553iV	LC 551iV	LB 548i	LB 448iV	LB 448i	LB 442i
TECHNICAL SPECIFICATIONS						
Power source	Battery	Battery	Battery	Battery	Battery	Battery
Battery type	Li-ion	Li-ion	Li-ion	Li-ion	Li-ion	Li-ion
Battery voltage, V	36	36	36	36	36	36
Power, W	1500	1800	1500	1200	1200	1200
Motor type	BLDC (brushless)	BLDC (brushless)	BLDC (brushless)	BLDC (brushless)	BLDC (brushless)	BLDC (brushless)
Drive system	Self-propelled, variable speed	Self-propelled, variable speed	Push	Self-propelled, variable speed	Push	Push
Drive wheels	Front	Rear	—	Front	—	—
Speed, km/h	5.3	5.3	—	5.3	—	—
Cutting deck material	Aluminium	Aluminium	Aluminium	Aluminium	Aluminium	Aluminium
Cutting methods	BioClip®	Collection/BioClip®/Rear discharge	BioClip®	BioClip®	BioClip®	BioClip®
Cutting width, cm	53	51	48	48	48	42
Cutting height, min-max, mm	28-65	26-74	30-60	30-60	30-60	35-55
Cutting height steps	5	6	6	6	6	4
Cutting height adjustment	Central	Central	Central	Central	Central	Central
Wheel size, front/rear, mm	203/203	210/210	208/208	208/208	208/208	180/180
Rims, material	Aluminium	Aluminium	Steel	Aluminium	Steel	Steel
Blade type	Mulcher	Collect	Mulcher	Mulcher	Mulcher	Mulcher
Collector type	—	Fabric with dust blocker	—	—	—	—
Collector volume, litres	—	65	—	—	—	—
Handle type	Straight	Ergonomic	Straight	Straight	Straight	Straight
Sound power level, guaranteed (LWA), dB(A)*	97.6	97	93	95	95	90.7
Sound pressure level at operator's ear, dB(A)**	83.8	84	80	79	81	78
Weight (excl. battery), kg	38	39.5	31	34	28	24.5

FEATURES	LB 553iV	LC 551iV	LB 548i	LB 448iV	LB 448i	LB 442i
savE™	●	●	●	●	●	●
PowerBoost™	●	●	●	●	●	●
Double battery slots	●	●	●	●	●	●
Double ball-bearing wheels	●	●	●	●	●	●
Foldable handle	—	●	—	—	—	—
Handle height adjustment	●	●	●	●	●	●
Side protection bumper	●	●	●	—	—	—
Ergonomic, side-adjustable handle	●	—	●	●	●	●
BioClip® kit available as accessory	—	●	—	—	—	—

*Noise emissions in the environment measured and calculated as guaranteed sound power level according to EC-directive 2000/14/EC. The guaranteed sound power level includes variation in production as well as variation from the test code with 1-2 dB(A).

**Sound pressure level according to EN ISO 5395-1. Declared sound pressure level has a typical statistical dispersion (standard deviation) of 1.5 dB(A).

HUSQVARNA DETHATCHER

High-performance machine with welded frame made with heavy-duty thick steel, equipped with iron wheels on ball bearings, designed for intensive and multiple use.

PETROL DETHATCHER

S500 PRO



A robust dethatcher designed for strenuous tasks. The free-swinging flail blades, together with a powerful engine, efficiently remove matted thatch and moss from the lawn. The compact design and foldable handle makes it easy to transport and store.

- Ball-bearing rotor with free-swinging blades
- Heavy-duty design
- Easily-foldable handle bar

PETROL DETHATCHER S500 PRO

TECHNICAL SPECIFICATIONS	S500 PRO
Engine manufacturer	RATO
Engine name	R210
Cylinder displacement, cm³	212
Net power at preset rpm, kW	4.0 @ 3300
Engine lubrication type	Splash
Fuel tank volume, litres	3.6
Drive system	Push
Cutting deck material	Steel
Cutting methods	Dethatching
Cutting width, cm	50
Cutting height, min - max, mm	- 5 - 0
Cutting height adjustment	Knob
Wheel size, front/rear, mm	211
Rims, material	Steel
Blade type	Swing blades
Handle type	Comfort
Sound power level, guaranteed (LWA), dB(A)*	98
Sound pressure level at operator's ear, dB(A)**	83.3
Weight (excl. fuel), kg	66
FEATURES	
Throttle control	●
Foldable handle	●
Handle height adjustment	●
Blade brake clutch	●
Side protection bumper	●
Ball-bearing rotor with free-swinging blades	●

*Noise emissions in the environment measured and calculated as guaranteed sound power level according to EC-directive 2000/14/EC. The guaranteed sound power level includes variation in production as well as variation from the test code with 1-2 dB(A). **Sound pressure level according to EN ISO 5395-1. Declared sound pressure level has a typical statistical dispersion (standard deviation) of 1.5 dB(A).

NOMINAL POWER The EU machinery directive (2006/42/EC) came into force on January 1, 2010, requiring manufacturers to declare the nominal power of engines, in kilowatts (kW). The power rating of the engines indicated is the average net power output during a normal working situations and meets applicable noise regulations (at specified rpm, see owner manual) of a typical production engine for the engine model measured to SAE standard J 1349/ISO 1585. Mass production engines may differ from this value. Actual power output for the engine installed in the final machine will depend on the operating speed, environmental conditions and other variables.



HUSQVARNA FUEL CANS

Refuel and refill in a breeze

Our fuel cans take the hassle out of refuelling. Choose from several sizes and variants, with overflow protection and other convenient features. The combi cans are especially handy, as they have separate containers for fuel and chain oil, as well as a small tool box.

Feed your Husqvarna the very best diet

If you want your equipment to perform at its best, day in day out, you want to be sure to only use the best fuel and lubricants. When you choose from our range, you can rely on getting the very same exceptional quality we used when we developed and tested your Husqvarna product.

HUSQVARNA VEF
VERIFIED ENGINE FORMULA

HUSQVARNA TWO-STROKE OIL, XP*

NEW

The ashless high-performance oil for all Husqvarna 2-stroke engines

An excellent, fully synthetic 2-stroke oil developed for tough use with high loads and engine speeds. The improved formula includes the latest high-performance additive package for ashless combustion and a cleaner engine. Suitable for all our products. Fulfills the requirements of JASO FD / ISO EGD and Rotax 253 snowmobile test. VEF approved.

- 0.1 litres, 547 92 98-01
- 1 litre dosage, 547 92 98-02
- 4 litres, 547 92 98-03
- 10 litres, 547 92 98-04
- 208 litres, 547 92 98-05

HUSQVARNA TWO-STROKE OIL, LS+

A semi-synthetic low-smoke oil that provides very good seizure protection, both against lean and carbon-related piston seizures. The additive package is one of the best on the market. Fulfills the requirements of JASO FD/ISO EGD and Rotax 253 snowmobile test. VEF approved.

- 0.1 litres, 578 18 03-02
- 1 litre dosage, 578 03 70-02
- 4 litres, 578 03 71-02
- 10 litres, 578 18 00-02
- 208 litres, 578 18 04-02



Four benefits of the Husqvarna XP* oil

- Gives your Husqvarna engine the best conditions to deliver to its full potential in relation to cost/specification
- Minimises downtime and need for service
- Maximises the engine's lifetime
- Improves your working environment



HUSQVARNA XP* POWER 2 FUEL

The perfect fuel mix, every time

The best tools deserve the best fuel. The Husqvarna XP* Power 2 fuel is pre-mixed for Husqvarna 2-stroke engines. It contains our ethanol-free, high-quality, alkylate petrol, mixed with the exact right amount of the fully-synthetic Husqvarna XP* 2-stroke oil. Plus, correctly stored, it remains fresh for years.

Stay protected. Move freely.

Good protective equipment must withstand demanding conditions and provide the required protection. That's why we use nothing but high-quality materials. Our range of protective clothing is developed to match the different requirements of every type of work. In fact, our extensive range of safety clothing, offering the latest innovations in design and materials, will provide you with the level of protection and comfort you need to get the job done.

COMFORT

A pleasure to work in

Our range of protective clothing is designed to keep you comfortable and focused throughout the day. The clothes are carefully crafted for perfect fit, with lightweight stretch fabric, extra padding and pre-bent materials in the right places, so you can move freely with minimum effort. Ventilated jackets, trousers and helmets help you stay cool, even when you work hard.

PROTECTION

Don't compromise on safety

Working outdoors can sometimes be hazardous. To minimise the risk of injury, be sure to choose the right protective gear. The Technical Extreme and Technical ranges are specifically developed for the tough demands of professional forestry and landscaping, with high-quality materials, saw protection and user-friendly design, helping protect your limbs, head, ears and eyes from harm.



EXPLORE ONLINE

See our complete range of protective workwear – including our Classic and Functional ranges – at husqvarna.com/ppe



HUSQVARNA TECH-CLIMB TECHNOLOGY

Tailor-made saw protection for climbing

Husqvarna Tech-Climb Technology is our innovative solution for tree climbers that offers optimised chainsaw protection around the legs while using climbing equipment. When wearing climbing harness and spurs, the layers of saw-protective material against the leg can become compressed, making it difficult for the threads to be pulled out and reducing the chain speed as intended.



HUSQVARNA TECH-KNEE TECHNOLOGY

Exceptional protection and mobility

ADDED PROTECTION LAYERS Tech-Knee provides excellent saw protection, thanks to the additional fibre layers, especially in situations where the trousers fit tight to the knee.

PRE-BENT FABRIC The complete knee, including the saw protection fabric, has been pre-bent to ensure a perfect fit in all working positions.

WATER REPELLENT The knee has a water-resistant inner lining and an outer layer made of water-repellent fabric, keeping water and moisture from penetrating the saw protection layers. This means you can work comfortably in wet conditions for a longer time.

TECHNICAL EXTREME

Lightweight performance. Every day.

The Husqvarna Technical Extreme collection is our ultimate range of protective clothing. It's designed for people who need lightweight comfort, breathability and protection in extreme conditions. With pre-bent knees and sleeves, slim fit, durable stretch fabrics, protective materials and smart, task-specific design, it's designed to enable total performance all day.



FOREST JACKET, TECHNICAL EXTREME

The ultimate forest jacket

Chainsaw jacket with slim-fit design. Crafted specifically for forestry professionals who want the most flexible and well-ventilated workwear, enabling maximum productivity. Lightweight, breathable fabrics and pre-bent elbows increase your mobility, while effective ventilation openings keep you cool and reduce fatigue when working hard. Cordura® reinforcements ensure excellent wear protection. Mobile phone pocket on chest. Unisex model in sizes XS-XXL.

537 64 18-xx, Technical Extreme jacket



FOREST JACKET HIGH-VIS, TECHNICAL EXTREME

Tough, yet lightweight fabrics and task-oriented design make this jacket ideal for everyday forest work in environments where visibility matters. Conforming to EN ISO20471 Class 3, it's made from lightweight stretch polyester, two-way stretch on the front and four-way stretch on the back, with crafted fit. Unisex model in sizes XS-XXL.

546 41 56-xx



CHAINSAW TROUSERS, TECHNICAL EXTREME

Safety never felt this comfortable

Protective chainsaw trousers with slim-fit design. Crafted specifically for forestry professionals who want the most flexible and well-ventilated workwear, enabling maximum productivity. Equipped with our innovative, water-repellent Tech-Knee. Made with 4-way stretch fabric to ensure perfect fit on any shape of body. Dyneema® fabric on crotch and Cordura® reinforcements on belt loops, knees and around ankles ensure excellent wear protection. Braces included. Fulfills EN ISO 11393 Class 1 (20 m /s). Unisex model in sizes XS-XXL.

537 64 32-xx

Also available with +7 cm legs (size M-XL).



tech:knee



TECHNICAL ROBUST



CHAINSAW TROUSERS, TECHNICAL ROBUST

Crafted for long, hard working days

Protective chainsaw trousers designed for long workdays in demanding environments. Crafted with Dyneema® fabric on the whole front leg. Kevlar® reinforcement in the crotch and Cordura® reinforcements around ankles withstand wear and scratches from rough bark and thorny bushes. Well-ventilated with mesh lining and numerous zippers. Tick protection inside ankles and 4-way stretch fabric on the back add extra comfort to keep you going all day. Fulfills EN ISO 11393 Class 1 (20 m /s). Unisex model in sizes S-XL.

537 64 27-xx




Made to last

Thanks to the tough materials used and the crotch and ankle reinforcements in Dyneema®, Aramide stretch and Cordura®, the trousers will withstand heavy-duty use.



Tick and snow protection

Closes tightly with elastic and adjustable buttons around the ankle. Prevents snow and ticks from entering the trousers.



Provides exceptional saw protection

The innovative Tech-Knee is designed with additional fibre layers to ensure saw protection in those working positions when the trousers tighten on the knees. Made with water-resistant inner lining and water-repellent outer layer.



Adjust for perfect fit

The clothes come with hook-and-loop straps on the wrists and on the trouser waist, ankle straps, as well as elastic drawstrings at the jacket waist, allowing you to adjust your gear for perfect fit.



Well ventilated

Mesh lining and zippers for maximum ventilation and comfort. Adjust the airflow with the zippers at the back of the legs. Back pockets also provide airflow when opened. Mesh lining for optimal ventilation during wear, and quick drying after washing.



Braces included

The Technical Extreme trousers come with quality braces, so they stay safely and comfortably in place all day. For our other waist trousers, braces are bought separately.



Chest pockets for mobile phone

The chest pockets keep your mobile phone within easy reach at all times. The padded lining protects it from scratches and cold temperatures.



Well thought-out reinforcements

Excellent durability thanks to light and robust Cordura® and Dyneema® fabrics. For the trousers, the crotch, knees and lower part of the legs are extra reinforced, whereas the jacket is reinforced at the shoulders and sleeves.



ACTIVE CLEANING

Keep your gear in good condition

Protective clothing must be washed regularly to retain its effectiveness. Active Cleaning detergent is phosphate free. Also effective for cleaning saw chains, garden machines, air filters, climbing ropes 11.5 and 11.8, etc. 583 87 69-01



CLOTHING FOR ARBORISTS

Tailored for high-level tree care and pruning

As a professional arborist, you have very special demands when it comes to protective clothing in terms of safety, mobility and comfort. When designing and manufacturing Husqvarna's arborist trousers, we choose the best items in our Technical and Technical Extreme models and re-design them to create the ultimate gear for arborists.



CHAINSAW TROUSERS, TECHNICAL EXTREME ARBORIST

Made for arborists, designed for climbing

Protective chainsaw trousers with slim-fit design. Crafted specifically for tree climbers who want the most comfortable and well-ventilated chainsaw trousers, enabling maximum productivity. Our innovative Tech-Climb provides optimised saw protection around the legs when using climbing harness or spurs. Made with 4-way stretch fabric and hook and loop adjustment to ensure perfect fit on any shape of body. Fulfils EN ISO 11393 Class 1 (20 m /s) Unisex model in sizes XS-XXL. 537 64 25-xx



tech **climb**



Tech-Climb saw protection tailor-made for climbing

The innovative Tech-Climb feature is designed with special fibre layers tailor-made for saw protection also when using climbing harness or spurs.



Durable and lightweight reinforcements

High tech materials with Dyneema®, Cordura® and Kevlar® for maximum resistance to wear and tear in the areas most needed. Extra reinforced crotch with stretch.



Hook-and-loop on braces

The braces are easy to remove and put on, providing a fast and easy switch depending on the work performed.



Easy access pockets

Side pockets with reversed zips for easy access when wearing harness, and double thigh pockets with loops for storage.



ARBORIST HELMET, SPIRE VENT X

Keep your head cool and protected

Lightweight, comfortable helmet with high-vis details for professional arborists. Optimised ventilation thanks to the many air intakes and the air space inside the helmet. Features comfortable padding from quick-dry fabric that's easily removed for cleaning. Can be fitted with hearing protection with an adapter. Approved according to EN 12492. Picture showing helmet equipped with X-COM hearing protection, sold separately. Read more on page 173.

- 536 88 61-01
- Spire Vent X, 536 88 61-01
- Spire Vent, 597 68 18-01
- Hearing protection adapter, 599 29 72-01

Can be equipped with mesh visor or three types of polycarbonate impact-resistant visors to suit your preference: clear, mirror or smoke.

- Mesh, 536 91 23-01
- Clear, 598 86 23-01
- Smoke, 598 86 23-02
- Mirror, 598 86 23-03



Well ventilated

Ventilated for optimal breathability and comfort during demanding work and warm conditions.



Comfortable chinstrap

The four-point chinstrap is made from washable eco-leather for maximum comfort and convenient fit.



BRACES, ARBORIST

Extra wide braces with adjustable length that fit perfectly with the hook and loop on the arborist trousers, making it easy to remove and put on.

538 96 27-01



WORK T-SHIRT HIGH-VIS, TECHNICAL

T-shirt with zipper front, extended back, easy access front pocket and reflective tape. This high-visibility t-shirt is tested and approved according to EN ISO 20471 Class 2 and draws moisture from the body, keeping you cool and dry. Size XS-XXXL.

Long sleeve, 596 30 38-xx



TECHNICAL

Dress up for a productive workday

The Husqvarna Technical clothing range is designed and manufactured to perform all day, every day. Task-optimised design meets modern styling, while tough, light stretch fabrics, reinforced panels, pre-bent knees and elbows provide high resistance, durability and performance. You'll look good. And you'll work even better.



CHAINSAW TROUSERS, TECHNICAL

Designed for tough conditions

High-comfort, durable trousers for long workdays in rough environments. These trousers have a tight fit for men or women and are well-ventilated with quick-drying mesh lining and multiple zipper openings. Dyneema® fabric over the knees and Cordura® reinforcements on the lower legs provide extra durability. The 4-way stretch fabric adds comfort. Compliant with EN ISO 11393 Class 1 (20 m/s).

Men's, S-XXL, 546 42 47-xx
 Also available with +7 cm legs (S-XL)
 Also available with -5 cm legs (S-XL)
 Women's, XS-XL 546 43 06-xx



FOREST JACKET, TECHNICAL

Highly durable and comfortable

Offers outstanding durability with fabrics designed to withstand tough use. Reinforced with Dyneema® fabric on the elbows for added longevity. The updated design provides a tight fit for men or women, with adjustment features and 4-way stretch fabric ensuring comfortable movement. Temperature control is made easy with a quick-dry mesh lining and ventilation zippers under the arms.

Men's, S-XXL, 546 41 78-xx
 Women's, XS-XL 546 43 04-xx



Pre-bent knees

The knees are pre-bent and have been tailored to provide maximum mobility without compromising safety.



Reinforced to withstand tough use

The jacket is reinforced with strong Dyneema® fabric on the elbows for added longevity, while the trousers feature Dyneema® fabric over the knees and Cordura® reinforcements on the lower legs for extra durability.



Adjust for perfect fit

The clothes come with elastic drawstrings at the waist and at the lower bottom of the jacket, allowing you to adjust your gear for perfect fit.



Well ventilated

Openings at the yoke and lower back, along with zippers in the armpits and back of the legs, allow adjustable airflow. Mesh lining ensures optimal ventilation and quick drying after washing.



WORK T-SHIRT HIGH-VIS, TECHNICAL

T-shirt with zipper front, extended back, easy access front pocket and reflective tape. This high-visibility t-shirt is tested and approved according to EN ISO 20471 Class 2 and draws moisture from the body, keeping you cool and dry. Available with long or short sleeves. Size XS-XXXL.
 Short sleeve, 596 30 39-xx
 Long sleeve, 596 30 38-xx

WORK T-SHIRT, TECHNICAL

Light and cool t-shirt with zipper front, extended back and easy access zipped front pocket. The t-shirt is ideal for use in warmer weather. The material transports moisture away from the body and dries quickly. Available with long or short sleeves. Made of 95% recycled polyester. Size S-XXXL.
 Short sleeve, 597 66 11-xx
 Long sleeve, 597 66 12-xx



CHAINSAW JACKET, TECHNICAL

Combines tough fabrics with task-oriented design and saw protection. Made from two-way stretch polyester with a crafted fit and reinforcement from elbow to wrist, it ensures comfortable movement, tough durability and all-day performance. Fulfils EN ISO 11393, Class 1. Size S-XL.
 529 51 62-xx



CHAINSAW TROUSERS HIGH-VIS, TECHNICAL

For work where you need more visibility, such as along roads. 4-way stretch where needed allows you to move freely, safely and comfortably. The pre-bent legs provide maximum mobility, the reflective straps add high visibility, whereas the reinforced knees and legs provide durability during tough use. Fulfils EN ISO 11393 Class 1 (20 m/s) and EN ISO 20471 class 2. Size S-XXL.
 529 51 83-xx



BRACES

Extra wide braces with adjustable length.
 Leather straps, 505 61 85-10
 Strong metal clips, 505 61 85-00

FUNCTIONAL AND CLASSIC

Get dressed for part-time forestry and occasional chainsaw work

The chainsaw clothes in our Functional and Classic collections are designed to match your requirements when doing part-time forestry work or using a chainsaw occasionally. These well-sewn chainsaw clothes are reinforced in exposed areas and combine high-quality saw protection with a good fit so you can confidently take on the day's work.



CHAINSAW TROUSERS, FUNCTIONAL

Designed to be easy to wear for light forestry work. Made from high-quality, durable materials including Cordura® reinforcement. High-quality fastenings provide good fit, while ventilation zippers, ruler pocket, reflective tape and reinforced knees and ankles enhance productivity and comfort. Fulfils EN ISO 11393. Size 46-62. 529 51 88-xx



CHAINSAW CHAPS, FUNCTIONAL

Comfortable protective chaps designed for occasional chainsaw work in all weather conditions. Easy to put on and wear over your work trousers. The fit of the waist and legs can be easily adjusted with straps and buckles, and hook-and-loop fastening on the calves. Cordura® reinforcements on knees and ankles add more durability. High-vis orange front with reflective logo ensures good visibility. Fulfils EN ISO 11393 Class 1 (20 m/s). Size S-L. 531 08 04-xx



FOREST JACKET VENT, FUNCTIONAL

Designed for forest work in warmer conditions. Its quick-dry mesh fabric ensures cooling comfort with extra ventilation on the back and under sleeves. Made from strong micropolyester in high-wear areas and at least 95% recycled materials. Sizes XS-XXL. 546 42 06-xx



CHAINSAW TROUSERS, CLASSIC

Reliable protection for occasional chainsaw users. Made from tough polyester/cotton twill. The saw protection pad is reinforced on the lower inside to withstand wear and tear from boots. Fulfils EN ISO 11393 Class 1 (20 m/s). Size 44-64. Waist trousers. 529 51 89-xx Also available with -5 cm legs (44-64) Carpenter trousers. 529 51 96-xx



FOREST JACKET, CLASSIC

Stylish design for occasional outdoor tasks like chopping firewood. Made from high-quality polyester/cotton twill with high-vis orange panels and reflective logos, and featuring two front pockets and a chest pocket, it helps keep you comfortable and visible while you work. Sizes XS-XXL. 547 78 97-xx



FOREST JACKET HIGH VIS, CLASSIC

Comfortable design for occasional work in the forest or by the roadside. Made from high-quality polyester/cotton twill and featuring a chest pocket. The visibility is tested to EN ISO 20471 Class 3 (the highest standard), making it fully approved for use at the roadside as well as in the forest. Size S-XXXL. 596 30 46-xx



PROTECTIVE KIT

This is a pre-packed kit containing the basic protective equipment that is needed when using a chainsaw. Includes chaps with saw protection class 1, Functional gloves with saw protection class 0 and a Forest helmet Classic. The chaps can be used over your regular working trousers.

529 52 01-02

PROTECTIVE CLOTHING	EXTREME USE		FULL-TIME USE		PART-TIME USE	OCCASIONAL USE
	TECHNICAL EXTREME ARBORIST	TECHNICAL EXTREME	TECHNICAL ROBUST	TECHNICAL	FUNCTIONAL	CLASSIC
Waist trousers (incl braces)	●	●(●)	●	●	●	●
Carpenter trousers	—	—	—	—	●	●
Jacket	—	●	—	●	●	●
Chaps	—	—	—	—	●	—

FIT	Slim	Slim	Tight	Tight	Regular	Regular
Type	XS-XXL	XS-XXL	XS-XXL	S-XXL (Men) XS-XL (Women)	42-62 (Waist) 46-62 (Carpenter) S-L (Chaps)	44-64
Size	Regular	Regular + Tall	Regular	Regular + Short + Tall (Men) Regular (Women)	Regular	Regular + Short
Leg length	1260	1390	1170	1200	1300	1380
Weight (waist trousers in M), g						

SAFETY	Class 1, Type A	Class 1, Type A	Class 1, Type A	Class 1, Type A+C	Class 1+2, Type A	Class 1, Type A
EN ISO 11393	●	●	●	●	●	●
CE	●	●	●	●	●	●
EN ISO 20471	—	Jacket:	—	Trousers:	—	Jacket:
Reflective straps	●	●	●	●	●	—
KWF	Profi	Profi	Profi	Profi	Standard	Standard
Added safety feature	<i>tech climb</i>	<i>tech knee</i>	—	—	—	—

MOVABILITY	●	●	●	●	●	●
Buttons for braces	●	●	●	●	●	●
Extended back	●	●	●	●	●	—
Stretch fabric	●	●	●	●	—	—
Hook for laces attachment	●	●	●	—	—	—
Adjustable at waist/wrist	●	●	—	—	—	—
Tick and snow protection	●	—	●	—	—	—

TEMPERATURE CONTROL	●	●	●	●	●	●
Ventilation zippers	●	●	●	●	●	●
Ventilation pockets	●	●	●	●	—	—
Cooling and quick-dry mesh lining	●	●	●	●	—	—

DURABILITY/LONGEVITY	●	●	●	●	●	●
Completely covered saw protection	●	●	●	●	●	●
Extra reinforced saw protection cover	●	●	●	●	●	●
Extra reinforced knee/ankle	●/○	●/●	●/●	●/●	●/●	●/●
Reinforced with Cordura®	●	●	●	●	●	—
4-way ripstop stretch with Dyneema® in crotch	●	●	●	—	—	—
Reinforced with Dyneema® complete front	●	—	●	—	—	—
Reinforced with Dyneema®	—	—	—	●	—	—
Repair patches included	●	●	●	●	●	—
Washing temperature	60°	60°	60°	40°	60°	60°

POCKETS	●	●	●	●	●	●
Zipped pockets	●	●	●	●	●	●
Ruler pocket	—	●	●	●	●	—
Phone pocket on chest	—	●(Padded)	—	●(Padded)	●	●
Extra pocket on leg	●(2)	●	●	●	●	—



EXPLORE ONLINE

See our complete range of protective workwear – including our Classic and Functional ranges – at husqvarna.com/ppe

TECHNICAL FOR BRUSHCUTTING

Comfortable protection against twigs and branches

Wearing a harness while working long hours with a brushcutter or trimmer puts specific demands on the clothes to be comfortable and functional. Practical details in the right places, like padding and zip pockets, are as important as comfortable lining and seams, zippers for ventilation and durable protection against gravel.



BRUSHCUTTING AND TRIMMER JACKET, TECHNICAL

For a comfortable day in your harness

Jacket specifically designed for working long hours with a harness. Place for extra padding to relieve the shoulders. Pockets are easy to reach while wearing a harness. Ventilation zipper on front, under the arms and a yoke in the back keep the temperature at a comfortable level. The arm construction and ergonomically pre-bent arms gives you high mobility together with the 4-way stretch fabric on the back. Size SX-XXL. 597 66 02-xx

BRUSHCUTTING AND TRIMMER TROUSERS, TECHNICAL

Reinforced for extra protection

Trousers specifically designed for working long hours with a brushcutter or trimmer. Place for extra padding to relieve the hip. Water repellent material on front and side of the legs with extra padding against gravel. Surface treated fabric to simplify brushing off wet grass. Reinforcement on exposed areas increase durability and lifespan. Ventilation zippers on back of the legs keep the temperature at a comfortable level. Ergonomically pre-bent knees. Size 42-60. 597 66 06-xx



3

BRUSHCUTTING AND TRIMMER JACKET HIGH-VIS, TECHNICAL

Stay visible, stay safe – all day long

Jacket specifically designed for working long hours with a harness. High visibility approved according to EN ISO 20471 Class 3. Place for extra padding to relieve the shoulders. Pockets are easy to reach while wearing a harness. Ventilation zippers under the arms and ventilation yoke in the back keep the temperature at a comfortable level. The arm construction and ergonomically pre-bent arms gives you high mobility together with the 4-way stretch fabric on the back. Size XS-XXL. 597 24 59-xx




2

BRUSHCUTTING AND TRIMMER TROUSERS HIGH-VIS, TECHNICAL


Durable trousers that everyone will notice

Trousers specifically designed for working long hours with brushcutter or trimmer. High visibility approved according to EN ISO 20471 Class 2. Place for extra padding to relieve the hip. Water repellent material in front and side of the legs with extra padding against gravel. Surface treated fabric to simplify brushing off wet grass. Reinforcements on exposed areas increase durability and lifespan. Ventilation zippers on back of the legs keep the temperature at a comfortable level. Ergonomically pre-bent knees. Size 42-60. 597 24 62-xx



High mobility

Specially-tailored arm design, ergonomically pre-bent arms and knees and 4-way stretch on the back result in high mobility.



Reinforcement fabric

The material at the knee area and end of leg is water-repellent and reinforced for increased durability and protection.




High visibility

Fulfilment of the highest classification in the high visibility standard applicable. Jacket approved according to EN ISO 20471 Class 3. Trousers approved according to EN ISO 20471 Class 2.



Pockets for extra padding

Pockets designed for putting padding to protect and to make the load easier on your shoulders and hip during trimming.




Ventilation openings

Ventilation zipper on front, under the arms and on the back of legs. Chest and back pockets with mesh and an open yoke on the back of jacket gives good temperature regulation.



Pockets for extra padding

Pockets designed for putting padding to protect and to make the load easier on your shoulders and hip during trimming.



High mobility

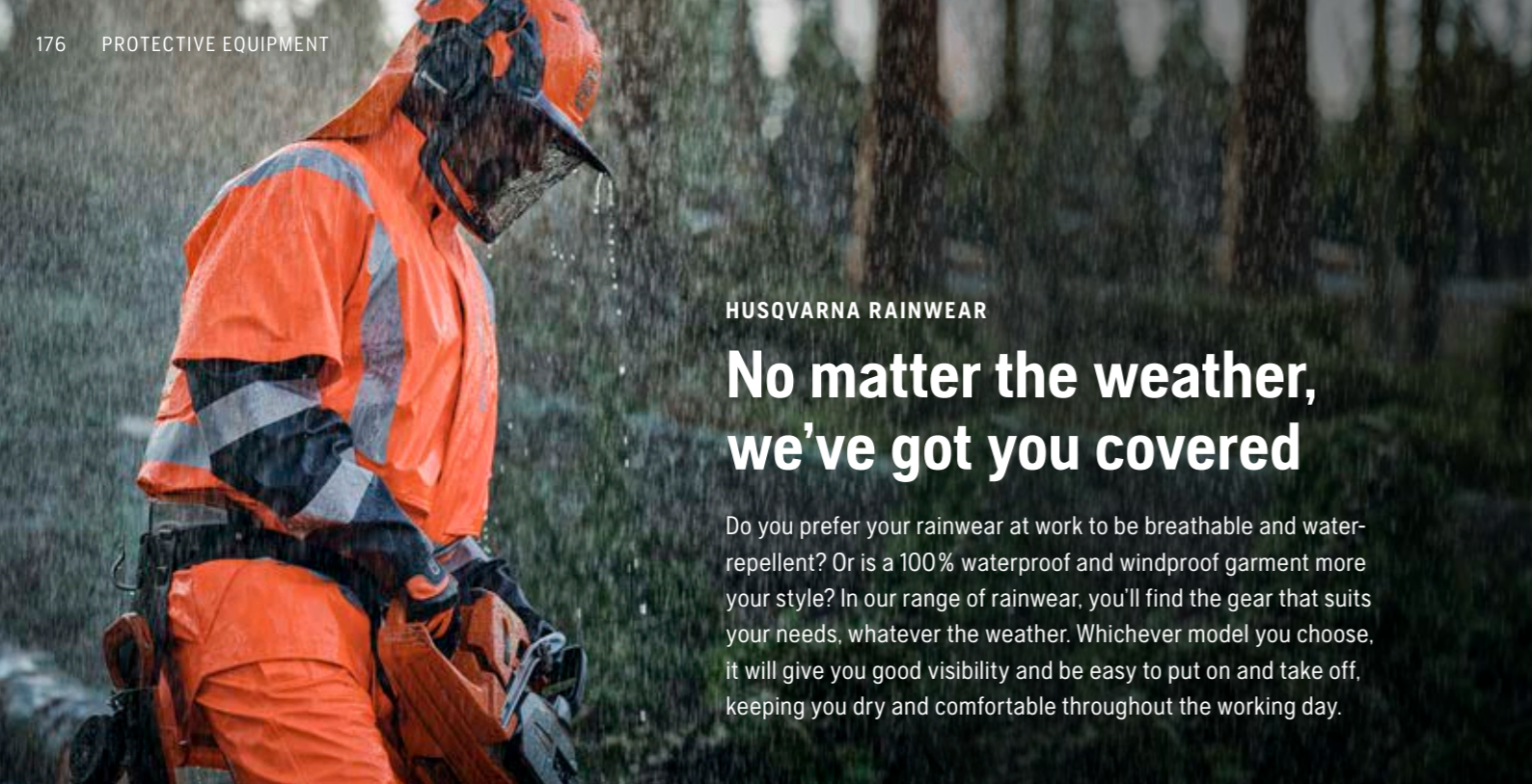
Specially tailored arm design, ergonomically pre-bent arms and knees and 4-way stretch on the back result in high mobility.



Tick and snow protection

Closes tightly with elastic and adjustable buttons around the ankle on the trousers. Prevents snow and ticks from entering the trousers.





HUSQVARNA RAINWEAR

No matter the weather, we've got you covered

Do you prefer your rainwear at work to be breathable and water-repellent? Or is a 100% waterproof and windproof garment more your style? In our range of rainwear, you'll find the gear that suits your needs, whatever the weather. Whichever model you choose, it will give you good visibility and be easy to put on and take off, keeping you dry and comfortable throughout the working day.



RAIN JACKET VENT HIGH-VIS, TECHNICAL

A high-quality rain jacket with extra reinforcement on exposed areas. The jacket is water-repellent yet breathable thanks to its technology with laminate and taped seams. Made from durable polyester fabric with mechanical stretch. The jacket is adjustable at the waist and has a detachable hood with press buttons. The pockets feature waterproof zippers for safe storage of belongings. Approved according to EN ISO 20471 Class 3 and EN 343. Men's, XS-XXL, 597 66 26-xx Women's, XS-XL* 546 34 26-xx *Sizes XS and S are approved according to EN ISO 20471 Class 2 and EN 343.



RAIN JACKET PROTECT HIGH-VIS, FUNCTIONAL

Rain jacket made from polyester knitting with a durable one-sided PU coating with welded seams – a strong yet light and noiseless fabric. The design enables airflow within the jacket for long working hours in the rain. Inside chest pocket and hidden pockets on the front made to prevent water to enter, keeps your belongings safe. Approved according to EN ISO 20471 Class 3 and EN 343. Sizes: XS-XL. 597 66 28-xx



RAIN TROUSERS PROTECT HIGH-VIS, FUNCTIONAL

Rain trousers made from a polyester knitting with a durable one-sided PU coating with welded seams – a strong yet light and noiseless fabric. Zippers at the sides of leg and openings at front for easy access. Waist adjustment with elastic and a drawstring and ventilation openings on the back. Approved according to EN ISO 20471 Class 2 and EN 343. Size XS-XL. 597 66 29-xx



RAIN BACK PROTECTOR PROTECT, FUNCTIONAL

Back protector made from noiseless fabric. Designed for working positions while operating with a chainsaw. Extra-long back with a rain lip to help the rain drain at the sides when working in a bent position in the rain. An adjustable snap closure front to adjust the width if needed. Approved according to EN 343. One size. 597 66 32-10



RAIN TROUSERS VENT, TECHNICAL

High-quality rain trousers made from durable laminated polyester fabric with mechanical stretch that, together with taped seams, result in a water-repellent yet breathable garment. Reinforcement fabric over the areas from above the knee and lower inside leg. Features such as long side zippers to simplify taking on and off your trousers when needed. Waist adjustment and hooks for laces helps to keep the trousers in place. Approved according to EN343. Size XS-XXL. 597 66 27-xx



RAIN CHAPS PROTECT HIGH-VIS, FUNCTIONAL

Rain chaps made from noiseless fabric. Designed to be attached to a belt or toolbelt. Approved according to EN ISO 20471 Class 1 and EN 343. One size. 597 66 33-10



LEATHER BOOTS, TECHNICAL WITH SAW PROTECTION Tough boots for tough work

Highly comfortable and low-weight protective boot for use in all weather conditions. Well-designed heel construction, higher, stable upper part with soft inside for comfort. The Vibram® sole gives you excellent grip in cold, wet and slippery conditions and the shock absorbing middle sole makes the boots gentle to the feet during long working days. The boots are made from leather with a Sympatex® membrane, a water repellent and breathable, high-quality material. With extra padding around the ankle, heel and top, plus a steel top cap and removable and washable foot bed. The lower part of the boot is reinforced with rubber for extra protection. Pull strap on tongue and back and locking hooks/roller hooks for easy adjustment and handling of the shoes. Fulfils EN 17249: 2013 level Class 2 (24 m/s). Sizes 36-48. 597 65 92-xx



LEATHER BOOTS, TECHNICAL LIGHT WITH PROTECTION

This protective boot is suitable for park and garden work and in all weather conditions. Made from high-quality leather with water repellent Sympatex® membrane, polyester lining and steel toe protection, the boots are comfortable all day long. Front and back part reinforced with rubber. Fitted with convenient roller hooks for easy adjustment of laces. Pull strap on the back makes the boot easy to put on. Fulfils EN ISO 20345 S3 - SRC + HRO. Sizes 36-47. 597 65 95-xx



LEATHER BOOTS, FUNCTIONAL WITH SAW PROTECTION

Water repellent, lightweight leather boots with good stability, suitable for heavy use. Reinforced front and back for increased support and padded front tongue and upper for comfort. Durable Perwanger® leather and TE-POR® membrane keeps the feet dry and the Vibram® sole provides a good grip even during cold, wet and slippery conditions. Fitted with roller hooks for easy adjustment of the laces and toe protection overlap for increased safety. Fulfils EN ISO 17249:2013 level 2 (24 m/s). Sizes 38-47. 597 65 93-xx



360 degrees rubber reinforcement

Rubber reinforcement all around the foot to better withstand wear and tear during long working days.



Keep your grip

Stable Vibram® sole with optimised grip prevents slipping in cold and wet conditions. Shock absorbing middle sole makes the boot more gentle to the feet during long working days.



Designed for work

Soft heel and inside for comfort during long working days.



Dry and comfortable

Water repellent Sympatex® membrane with perfect breathability keeps the feet dry.



RUBBER BOOTS, FUNCTIONAL WITH SAW PROTECTION

Handmade boot with approved saw protection. Extra reinforced upper part with toe-cap and reinforcement around the sole. The heel cap makes it easier to put on and take off the boot. Cotton lining. Sole can be fitted with studs. EN 17249:2013 Level 2 (24 m/s). Sizes 37-47, 595 00 24-xx EN 17249:2013 Level 3 (28 m/s). Sizes 37-50, 595 00 28-xx



BOOTS	FULL-TIME USE		PART-TIME USE	
	TECHNICAL LEVEL 2 LEATHER BOOTS	TECHNICAL LIGHT LEATHER BOOTS	FUNCTIONAL LEVEL 2 LEATHER BOOTS	FUNCTIONAL LEVEL 2 OR 3 RUBBER BOOTS
Sizes	36-48	36-47	38-47	Level 2 37-47 Level 3 37-50
Saw protection	Level 2 (24 m/s)	—	Level 2 (24 m/s)	Level 2 (24 m/s) Level 3 (28 m/s)
Safety standard	EN ISO 17249	EN ISO 20345	EN ISO 17249	EN ISO 17249
Leather	●	●	●	—
Water repellent	●	●	●	●



LEATHER BALM

Keeps the leather soft and comfortable while providing a water- and dirt repellent surface. Recommended for leather gloves and leather boots. Contains wool fat, beeswax, Vaseline and mink oil. 200 ml. 590 65 22-01

Made for working

For high-quality work, you need high-quality work wear. And of course, that means tried and tested premium footwear and gloves. Our range of boots and gloves have been designed and developed to provide everything you need when it comes to protection, warmth and functionality to get the job done efficiently.



GLOVES, TECHNICAL
Short, tight, and comfortable for high movability. Water-resistant goatskin leather palm. Laminated spandex fabric on back. Touch screen-friendly index finger knuckle. Terry cloth on thumb. Fulfills EN 388:2016.
599 65 03-xx



GLOVES, TECHNICAL WITH SAW PROTECTION
Short, tight, and comfortable for high movability. Water-resistant double crust goat leather palm. Laminated spandex fabric on back. Touch screen-friendly index finger knuckle. Terry cloth on thumb. Fulfills EN ISO 11393-4:2019 Class 1 (20 m/s) and EN 388:2016.
599 65 12-xx



GLOVES, TECHNICAL LIGHT
Tight and comfortable with neoprene cuff. Palm, knuckle, and fingertips in water-resistant reverse goat leather. Laminated spandex fabric on back. Touch screen-friendly index finger knuckle. Fulfills EN 388:2016.
599 65 11-xx



GLOVES, TECHNICAL GRIP
Comfortably tight-fitting gloves providing good tactile sensitivity, ideal for climbing. Durable nitrile coating for excellent grip in oily or wet conditions. Touch screen-friendly fingers. Hand wash 30°C.
529 88 03-xx




GLOVES, FUNCTIONAL
Comfortable glove with knitted cuff. Water-resistant goat leather palm. Nylon neoprene knuckles and foam-laminated spandex fabric on back. Touch screen-friendly index finger knuckle. Fulfills EN 388:2016.
599 64 98-xx



GLOVES, FUNCTIONAL WITH SAW PROTECTION
Comfortable glove with knitted cuff. Water-resistant goat leather palm. Nylon neoprene knuckles and foam-laminated spandex fabric on back. Touch screen-friendly index finger knuckle. Fulfills EN ISO 11393-4:2019 Class 0 (16 m/s) and EN 388:2016.
599 65 16-xx



GLOVES, FUNCTIONAL WINTER
Warm and comfortable with knitted cuff. Water-repellent inner membrane and lining with Thinsulate® and micro fleece. Touch screen-friendly index finger knuckle. Fulfills EN 388:2016. Size 8, 10, 12.
599 64 97-xx



GLOVES, FUNCTIONAL GRIP WINTER
Comfortably tight-fitting protective gloves for all-round gardening and tree care work in cold and wet weather. The durable latex-coated palm provides a good grip and protects your inner hand. Fulfills EN 388:2016.
529 88 04-xx



GLOVES, FUNCTIONAL LIGHT COMFORT
Comfortable gloves with palm made of durable, naturally water-resistant goat crust leather. Shock-absorbing palm padding and elastic cuff. Touch screen-friendly index finger knuckle.
599 64 94-xx



GLOVES, FUNCTIONAL LIGHT VENT
Ventilated gloves with palm made of breathable, quick-drying synthetic leather providing good grip. Shock-absorbing palm padding and elastic cuff. Touch screen-friendly index finger knuckle. Hand wash 30°C.
529 88 01-xx



GLOVES, FUNCTIONAL LIGHT NON-SLIP
Comfortable gloves providing a precise feeling and excellent grip even in wet conditions. Shock-absorbing palm padding and elastic cuff. Touch screen-friendly index finger knuckle. Hand wash 30°C.
529 88 02-xx



GLOVES, CLASSIC
Durable, one-size gloves with water-resistant goatskin leather palm and spandex fabric on the back. Rubberised cuff with cotton binding provides a superb fit around your wrist.
599 64 92-xx

GLOVES	FULL-TIME USE				PART-TIME USE							OCCASIONAL USE
	TECHNICAL				FUNCTIONAL				FUNCTIONAL LIGHT			CLASSIC
	ORIGINAL	CLASS 1	LIGHT	GRIP	ORIGINAL	CLASS 0	WINTER	GRIP WINTER	COMFORT	VENT	NON-SLIP	ORIGINAL
Sizes	7.9,10,12	7.8,9,10,12	7.8,9,10,12	7.8,9,10,12	7.8,9,10,12	7.8,9,10,12	8,10,12	8,9,10,12	6,7,8,9,10,12	7,8,9,10	7,8,9,10	One size
Fit	Regular	Regular	Regular	Slim	Regular	Regular	Regular	Slim	Tight	Tight	Tight	Loose
EN ISO 11393	—	Class 1	—	—	—	Class 0	—	—	—	—	—	—
EN 388	●	●	●	●	●	●	●	●	●	●	●	●
EN 511	—	—	—	—	—	—	●	—	—	—	—	—
30° C	—	—	—	●	—	—	—	●	—	●	●	—
Reflective print	●	●	●	—	●	●	●	—	●	●	●	●
Dexterity		●○○○		●●●●		●○○○		●●○○		●●●○		●○○○
Grip function		●●○○		●●●●		●●○○		●●●●		●●○○		●●●●
Durability		●●●●		●●○○		●●●●				●●○○		
WORK CONDITIONS												
Warm	—	—	●	●	—	—	—	—	—	●	—	—
Cold	—	—	—	—	—	—	Thinsulate®	●	—	—	—	—
Wet	—	—	—	●	—	—	—	●	—	—	●	—
Screen-friendly	●	●	●	●	●	●	●	—	●	●	●	—
Shock absorbing palm	—	—	—	—	—	—	—	—	●	●	●	—
Oil resistant palm	—	—	—	●	—	—	—	●	—	—	—	—
VENTILATION												
Back of hand		●●○○		●●○○		●●○○		●○○○		●●○○		●●○○
Palm		●○○○		●●○○		●○○○				●●○○		●○○○
COMFORT												
Elastic cuff	—	—	—	●	●	●	●	●	●	●	●	—
Synthetic rubber cuff	●	●	●	—	—	—	—	—	—	—	—	—
Knuckle protection	—	—	—	—	●	Synthetic rubber	Synthetic rubber	—	—	—	—	●
Hook & loop closure	●	●	●	—	—	—	—	—	—	—	—	●
With micro towel	●	●	—	—	—	—	—	—	—	—	—	—
MATERIAL												
Reinforced thumb crotch	—	—	—	●	—	—	—	—	—	—	—	—
Reinforced fingers	●	●	●	●	●	●	●	●	●	●	●	●
Goat leather	●	●	●	—	●	●	—	—	●	—	—	●
Palm	100 % Goat leather	100 % Goat leather	100 % Reversed goat leather	100 % Nitrile	100 % Goat leather	100 % Goat leather	60 % Nylon 40 % Polyurethane	100 % Latex	100 % Goat leather	65 % Nylon 35 % Polyurethane	100 % Polyurethane	100 % Goat leather
Back of hand	65 % Polyester, 35 % Cotton Cuff 100% Nylon/Neoprene	65 % Polyester, 35 % Cotton Cuff 100% Nylon/Neoprene Chainsaw protection 45/35/20 PET/PP/PE	65 % Polyester, 35 % Cotton	100 % Knitted polyester	96 % Polyester, 4 % Spandex Cuff 100 % Acrylic Knuckle 100 % Neoprene Nylon	96 % Polyester, 4 % Spandex Cuff 100% Acrylic Knuckle 100% Neoprene Nylon Chainsaw protection 45/35/20 PET/PP/PE	100 % Knitted polyester	96 % Polyester, 4 % Spandex Knuckle 100% Neoprene Nylon Cuff 100% Acrylic	100 % Knitted polyester	96 % Polyester, 4 % Spandex Cuff 100% Acrylic	100 % Polyester Cuff 100% Acrylic	65 % Polyester, 35 % Cotton Cuff 100% Acrylic



Safety gear that doesn't restrict you

The protection of the most vulnerable parts of your body have been subjected to extensive research and technological product development at Husqvarna. Following our close, long-lasting cooperation with professional users, we can offer an excellent range of ergonomically designed personal protective equipment.

PAGE 169

CHECK OUT OUR ARBORIST HELMET



Mips



NEW

HUSQVARNA FOREST HELMET, TECHNICAL MIPS

Lightweight with improved safety

Husqvarna Technical Helmet equipped with Mips® safety system for forestry helmets. This sturdy yet lightweight and comfortable helmet comes with ear protection, visor and a neck guard. It is easy to change visor and ear protection to fit any condition. The visor provides a great field of view and completely folds away, resulting in an unhindered view of the treetops. Comes in two colours to suit your style and environment. Free view visor V350 included.

High-vis orange, 537 64 48-01
Grey, 537 64 48-03

Mips



Mips® safety system

The Mips® system is designed to provide movement inside the helmet to help reduce rotational motion to the head in certain angled impacts.

NEW

FOREST HELMET, TECHNICAL

Forestry helmet with ear protection, visor and a neck guard. A sturdy yet lightweight and comfortable helmet designed to let you change visor and ear protection easily to fit any condition. The visor provides a great field of view and completely folds away, resulting in an unhindered view of the treetops. Comes in two colours to suit your style and environment. Free view visor V350 included.

Orange, 537 64 46-01
Grey, 537 64 46-03

NEW
FREE VIEW VISOR V350



Etched visor for forest helmet Technical, with low light reduction and design that encloses the face for extended protection from all directions. 537 64 50-01

NEW
FREE VIEW VISOR V360



Etched visor for forest helmet Technical, with low light reduction and design that encloses the face for extended protection from all directions. Visor with denser, more robust mesh. Protects from finer saw dust. 537 64 65-01



HEARING PROTECTION, X-COM ACTIVE

Active hearing protection with intercom

Protect your hearing and communicate with your team without delay. This full duplex intercom system allows up to 10 people to be connected simultaneously. The built-in side microphones help you hear ambient sounds clearly. Developed by Husqvarna specifically for tree care teams. Sound attenuation (SNR level) 32 dB. IP45.

Headband, 536 91 31-01
Helmet based, 536 91 32-01

HEARING PROTECTION, X-SYNC

Active hearing protection with Bluetooth® connectivity

Protect your hearing, listen to FM radio or stream audio, and use your mobile phone hands-free while working. When you receive a phone call, the music or radio volume smoothly decreases. The built-in side microphones help you hear ambient sounds clearly. Sound attenuation (SNR level) 32 dB. IP45.

Headband, 536 91 36-01
Helmet based, 536 91 39-01



ADAPTER KIT

Kit containing two different adapters for attaching the hearing protection to Spire helmets and Technical helmets. 536 91 61-01, for X-COM Active and X-SYNC

HYGIENE KIT

Kit consisting of absorbent and ear pad cushions. 536 91 58-01, for X-COM Active and X-SYNC

BOOM MICROPHONE

Boom mic spare part. 536 91 59-01, for X-COM Active and X-SYNC

COMFORT PAD

536 91 62-01, spare part for X-COM Active and X-SYNC



HEARING PROTECTION

Comfortable hearing protectors where you can adjust the pressure by 20%. Ideal for grass clearing and trimming. Features a cover between the visor and headband, protecting your head from grass and rain. Always use mesh visor in combination with protective glasses. Can also be fitted with a sun peak.

With perspex visor, 505 66 53-48
With mesh visor, 598 75 01-01

HEARING PROTECTION WITH HEADBAND

Hearing protection where you can adjust the pressure by 20%. With soft, airy padding in the headband. The hearing protectors are developed for optimal ergonomics. 505 66 53-04

HYGIENE KIT

Complete replacement kit for hearing protection units. Includes absorbent and ear pad cushions.

505 66 53-26, for passive hearing protection HP200-1 and HP200-2
578 40 23-01, for hearing protection with FM radio
596 48 94-01, for hearing protection X-COM R



PROTECTIVE GLASSES X

Scratch-resistant glasses with frames that can be extended and angled. The yellow-tinted lenses provide improved vision in dark conditions and the grey-tinted lenses, with UV protection, provide improved vision in sunny conditions.

Clear X, 544 96 37-01
Sun X, 544 96 37-03
Yellow X, 544 96 37-02

PROTECTIVE GLASSES

Scratch-resistant glasses with static frames. Available with clear lenses and grey-tinted lenses with UV protection.

Clear, 544 96 38-01
Sun, 544 96 38-02

HELMET LIGHT HL 1200

A powerful helmet light for mounting on Husqvarna Forestry Helmet Technical. Superb for working in dim daylight conditions. The brightness and beam can be adjusted in steps to suit your workplace. Rechargeable battery included.

536 61 93-01



Cool and comfortable

The ventilation system keeps your head cool and comfortable, even during hard work in hot weather.



Free view visor

The unique design gives a clear line of sight with the visor in upper position.



Easily adjustable

The one-hand wheel ratchet allows the user to quickly and easily change the fit with one hand.



UV expire indicator

The protective capability decreases when exposed to sunlight. The indicator shows the condition of the helmet and when it is time to replace it.



Change clothes. Not who you are.

Stay comfortable off the job – and be ready for whatever that precious time off can offer. With the Husqvarna Xplorer Outdoor collection, you'll be prepared for the very best experience, never compromising on comfort, fit – or style. The clothes and equipment are all made from high-quality materials and adapted to a fulfilling life in the great outdoors.



EXPLORE ONLINE

See our complete collections of Xplorer Outdoor, Xplorer Garden and Branded Leisure on husqvarna.com/LeisureWearXplorer



DUFFEL BAG, 70L

A durable 70L duffel bag made of tough materials with smart features for all purposes. The outer material – tarpaulin – keeps your contents dry and is easy to clean. The inside pocket in mesh makes organising easier, and for extra convenience, shoulder straps and two organising bags are included.

593 25 83-01



BACKPACK, 30L

A comfortable, high-quality backpack for all weathers, made from durable TPU/ribstop material that keeps the inside dry and also makes the backpack easy to clean. Large compartments for items such as your laptop, water bottle and thermos, and a roll-up seal that can be closed in two ways to keep water out. Made of 46% recycled polyester.

593 25 82-01



TROLLEY BAG, 90L

Trolley bag, holding 90L, perfect for transporting all your necessities. U-shaped zipper on top makes packing and organising easier, while the molded side and bottom make the bag stand upright without support. For extra convenience, organising bags are included, as well as an ID pocket for easy recognition. Recycled polyester makes up 25% of the product's material.

593 25 81-01



FOOD CAN WITH SPOON, INSULATED

Fill up quickly with energy and serve lunch from this handy food can. Equipped with a foldable spoon in the lid. The lid keeps tight without leaking and the wide opening makes it easy to eat, fill up and clean the thermos after use.

0.6 litre, 597 41 78-01



BOTTLE, INSULATED

Take your favorite beverage to your best outdoor spot in this insulated, crush-proof stainless steel thermos.

0.75 litre,
597 41 79-01



WATER BOTTLE

Make sure you stay properly hydrated – but avoid using unnecessary disposable plastics. This stainless steel bottle features a reinforced, tight-fitting cap with a strap to easily attach the bottle to a carabiner or your backpack.

0.5 litre, 597 41 81-01



SHELL JACKET

The wind and water repellent, yet breathable, fabric of the Xplorer shell jacket in combination with taped seams, offers great protection also in tougher weather conditions. The flexible 4-way stretch material gives you the best possible wearing comfort. Equipped with smart features such as padded mobile pocket, adjustable ventilation and hook-and-loop flap closure on the sleeves. 60% of the material consists of recycled polyester.

Women's, charcoal black/anthracite grey, XS–XL, 536 15 57-xx

Men's, charcoal black/anthracite grey, S–XXL, 536 15 56-xx



OUTDOOR TROUSERS

Comfortable and durable trousers perfectly suited to outdoor activities. Highly flexible 4-way stretch fabric on knees and the rear part provide great movability. Easy adjustment of the waist by loop strap. Length of the legs adaptable with help of buttons. Reinforced fabric at exposed areas enables a long lifetime and smart features such as pre-bent knees give even more comfort. Padded pocket for mobile phone. At least 60% of the material is recycled polyester.

Women's, charcoal black/anthracite grey, XS–L, 536 16 01-xx
Also available with –5 cm legs

Men's, charcoal black/anthracite grey, S–XXL, 536 15 75-xx
Also available with –5 cm legs



BEANIE WINTER WOOL

When those colder days need extra warmth, the beanie brings you cosiness and comfort. Made in Sweden, of traceable Merino wool. Granite grey.

593 25 38-01



BEANIE PIONEER SAW

The beanie comes in black with a blow out print of our pioneer saw in the front. It is made from breathable Coolmax air material.

593 25 37-01



NEW

XPLOER GARDEN FLEECE JACKET

This light fleece jacket is made of heavy-duty material and can be used as a thinner jacket or warm layer with a shell jacket during cold days. Designed with a long neck to keep your neck warm. Features a unisex design, reflective print and two zipped pockets. Sizes 42–62 (XS–XXL).

547 15 44-xx

Discover our new collections!

HUSQVARNA XPLOER GARDEN

A collection of well-crafted, high-quality clothes for all-season garden work. Designed for you who rarely miss a chance to put your fingers in the soil.

BRANDED LEISURE

A collection of leisure wear caps, beanies, t-shirts, hoodies and socks. If you like to wear the Husqvarna logo with pride, this is your kind of gear.



LEISURE CAP

Husqvarna cap made of durable materials. Extra large for a comfortable fit and easy to adjust the size to fit different head sizes

547 15 53-01

